



Family Handbook

**General School Information
and
Common Area Procedures
2024-2025**

SILVER FIRS ELEMENTARY SCHOOL

5909 146TH PL S.E.
EVERETT, WA 98208

General Phone Number: (425) 385-6500

Report an Absence email: SFEAttendance@everettsd.org

Report an Absence voice mail: (425) 385-6505

Teacher Extension #: _____

Fax: (425) 385-6502

Silver Firs Mission Statement:

Our mission is to educate with high academic and behavioral expectations.

We will nurture and guide students to become life-long learners who are respectful of differences and who can transition from the classroom to the community as successful contributing citizens.

Our motto at Silver Firs is:

“Together We Grow”
with

Politeness

Respect

Independent managers

Doing our best

Everyone working cooperatively

COMMON SIGNALS/VOCABULARY

“P.R.I.D.E.”

All students will be instructed in our “P.R.I.D.E. Guidelines for Success” at the beginning of the school year as outlined in Silver Firs’ P.R.I.D.E. Handbook. Students will be asked to “show P.R.I.D.E.” which is defined as:

Polite
Respectful (to myself, others, and property)
Independent manager (self-manager)
Doing my best
Everyone working cooperatively

School-wide Voice Level Expectations:

VOICE LEVELS		
3	Presentation/ Recess	
2	Small Group	
1	Whisper/ Partner	
0	Silent	

“Give me 5”

“Give me 5” is a universal signal at Silver Firs which asks students to:

1. Have your body face the speaker
2. Give the speaker eye contact
3. Have your voice off (Level 0)
4. Have ears listening to speaker
5. Have your body still and free of distractions

Some teachers/staff may substitute “May I have your attention, please” for “Give Me 5”.

TABLE OF CONTENTS **GENERAL SCHOOL INFORMATION**

	Page #		Page #
Accidents	5	Pets	25
Allergies (Food, Fragrances, Scents)	5	Physical Education Clothing.....	25
After/Before School Activities	5	PTA	25
Arrival and Dismissal	5, 6, 7	Reporting to Parents/Conferences	
Parking Lot Travel Pattern	7	and Progress Reports.....	26
Attendance	7 - 12	Resources for Families in Need	26
Bicycles and other wheeled recreational		Safety Patrol	26
devices	12, 13	Safety Tip Line: (855) 637-2095	26
Bullying, Harassment, Intimidation Policy		School Hours: normal and early release	27
.....	13-16	School Supplies	27, 28
Bus Riding	16, 17	Special Education Services	28
Classroom Visitations/Community		Student Rights and Responsibilities	
Relations (see “Visitations” page 25, 26)		(EPS Student Handbook link)	28
Computer Use	17	Tardiness	28
Delayed Start of School and Closures	17, 18	Telephone/Messages (student to parent or	
Deliveries	18	parent to student).....	28
Discipline Policy	18	Vandalism	28
Dress Code	18, 19	Video Security on School District Grounds	
Early Dismissal at Parent Request (due to		Property	28, 29
doctor/dentist appt, etc.)	19, 20	Visitations	29
Emergency Contacts	20	Volunteers	29
Emergencies/Disasters	20	Walking to and from school	29
Emergency Release Procedures	20	Withdrawal of Students	29
Emergency Early Dismissal	21		
Field Trips	21		
Fines	21		
Food from home – snacks, birthdays, etc. ..	21		
Fragrances (also found under Allergies)	21		
Garden	22		
Health Screenings	22		
Homework	22		
Illness	22		
Immunizations	22, 23		
Library	23		
Lockers and Desks	23		
Lost and Found	23		
Lunch/Breakfast	23, 24		
Make-up Work/Due to Absence	24		
Medication	24		
Parking Lot/Traffic Pattern	7		
(also see “Arrival and Dismissal” pg 5)			
Party Invitations	24		
PBIS (Positive Behavior & Intervention Supports) ...	25		
Personal Electronic Devices (cell phones,			
tablets, etc.).....	25		

COMMON AREA PROCEDURES

Assembly	29
Bathroom	30
Cafeteria	32, 33
Exiting/End of Day	34, 35
Hallways and Walkways	36, 37
Morning Greeting	38, 39
Office Referral	40
Recess	41, 42
Recess Equipment (a few rules/reminders	
for the large play structure, buddy bench,	
and games)	43-53
Toys/Items from Home	54

OTHER IMPORTANT INFORMATION

Silver Firs Absence Note	55
EPS Calendar.....	Inside
	Cover



Dear families,

Welcome to the Silver Firs community! The staff and I are looking forward to a great year of working with you and your students. The Silver Firs community is made up of dedicated teachers, staff and parents who all come together with one common priority ~ doing what is best for our students.

At Silver Firs we are committed to ensuring academic excellence for every student in an engaging and positive way. Our motto at Silver Firs is, “Together we grow with P.R.I.D.E.” (**P**oliteness, **R**espect, **I**ndependent managers, **D**oing our best, **E**veryone working cooperatively). In addition to ensuring academic excellence, we are dedicated to teaching students the skills necessary to become life-long learners who are respectful of differences and who can transition from the classroom to the community as successful contributing citizens.


This handbook is designed to give you important information about our school’s policies and procedures that will help your child be successful at Silver Firs. Please review it with your students and keep it on hand for reference throughout the year. If you have questions that are not answered in this handbook, please call us at (425) 385-6500.

The education of our students is a partnership. You, the families of our students, are a very critical component of that partnership. Whether it is as a member of the PTA or as a classroom volunteer, we invite you to visit Silver Firs and join in the partnership. We cannot do this important work without you!

Sincerely,

Aleta Smoot
Principal

Brent Radcliff
Assistant Principal



ACCIDENTS

Any student injured at school will be given emergency assistance by a staff member trained in first aid. The student's parents will be called if the accident is serious. In the event that the parents cannot be reached, we will call the relative, neighbor or friend listed as the emergency contact. It is extremely important that you notify us immediately of any change in your emergency information or telephone number. Community emergency personnel will be contacted in the event of a life-threatening emergency.

ALLERGIES

FOOD

We have both students and staff with food allergies, some quite severe. Due to this, we will arrange for separate eating areas when needed (e.g., “non-nut table in the cafeteria”). Given a particular student or staff need, it may be necessary to ask that a classroom(s) be a specific food free room (e.g., “Peanut Free Classroom”) to ensure the safety of students/staff. Therefore, certain home-brought snacks may not be allowed. Your child’s teacher will inform you of any food restrictions for their class. While we understand this may be an inconvenience, our intent is to make Silver Firs a safe and welcoming place for all.

FRAGRANCES FREE and SCENT FREE SCHOOL

In consideration of staff and students who may be sensitive to fragrances/scents, we ask that all members of our school community (staff, students, volunteers, and visitors) refrain from wearing fragrances (perfume, cologne, scented lotion/shampoo, etc.) or using scents (candles, air fresheners, etc.) on campus.

AFTER/BEFORE-SCHOOL ACTIVITIES

At various times throughout the school year students are given an opportunity to participate in specially planned before or after-school activities such as a reading, math, robotics, or writing clubs. Parents will be sent a written notice of activities and will need to sign a permission slip as well as provide transportation to school or home for their children. Only those students participating in before or after school supervised activities are permitted on campus prior to 9:00 a.m. and from 3:30-4:00 p.m. on regular school days.

ARRIVAL AND DISMISSAL

Students should arrive at school between 9:00 a.m. (when staff members are scheduled to supervise) and 9:10 a.m. (when the first bell rings). Crosswalks near the school will be supervised by student patrols at these times as well. All students should be at school before 9:10 a.m. **WAITING IN THEIR CLASSROOM ASSIGNED LINE UNDER THE COVERED PLAY SHED.** Due to the high number of students on the playground at this time and limited supervision, playing on the equipment is not allowed. We ask that all parents/guardians not enter the building past the double doors on the Kindergarten Corral side or the gates on the gym side (signs are posted). Our goal in requesting that parents/guardians not enter the courtyard/building before school is to develop your child’s skill as an “Independent Manager” and to ensure the safety of all children. We have also found that this has helped with a quicker and smoother start to the school day. If you have a meeting or you are volunteering, please sign-in at the office and obtain a visitor’s badge/sticker. Kindergarten students, who begin full-time school attendance on the fourth day of school, will line up by classroom in the Kindergarten Corral in front of Building A. After the first few days of school, we ask that parents of Kindergarten students say “good-bye” to their student at the corral gate. If after the first few days a Kindergarten parent plans to wait until the class walks into the courtyard, please do so on the outside of the fence (on the Gaga Ball pit side). Please do not follow the class into the courtyard.

Student arrival is 9:00-9:10 a.m.

(Please refer to parking lot diagram on page 7 for additional clarification)

- If you plan to wait with your child on the playground before school, please park your car in the marked parking area and escort your child to the safety of the sidewalk and blacktop using the designated crosswalk path in front of the gym.

- If you drive your child to school and do not plan to park, please use our “KISS and GO LANE”. Please follow these safety tips:
 - ✓ Kindergarten students are not allowed to be dropped off at the “KISS and GO LANE” unless a student in the car is in 3rd grade or above and can safely escort them to the “Kindergarten Corral.” Otherwise, please park in a designated parking spot and escort your Kindergarten student from the parking lot to the “Kindergarten Corral” located in front of building A.
 - ✓ Approach the “KISS and GO LANE” safely and slowly, staying in the line of cars.
 - ✓ The driver should remain in the car and the child should exit the car onto the sidewalk. *Please do not wait until you reach the front of the “KISS and GO LANE” before having your child exit the car. Students may exit the car once you have passed the bushes along the sidewalk of the “KISS and GO LANE” and the cars in front of you have stopped to let their students out.*
 - ✓ The driver should safely pull away from the “KISS and GO LANE” as soon as the child has exited the car in order to make room for other cars. (This is why we ask that you use the designated crosswalk path in front of the gym – cars will be pulling away from the curb any time along the “KISS and GO LANE”).

Student dismissal is at 3:30 p.m. Monday - Thursdays; 2:15 p.m. on Learning Improvement Fridays (LIF), and 1:00 p.m. on Early Release Days

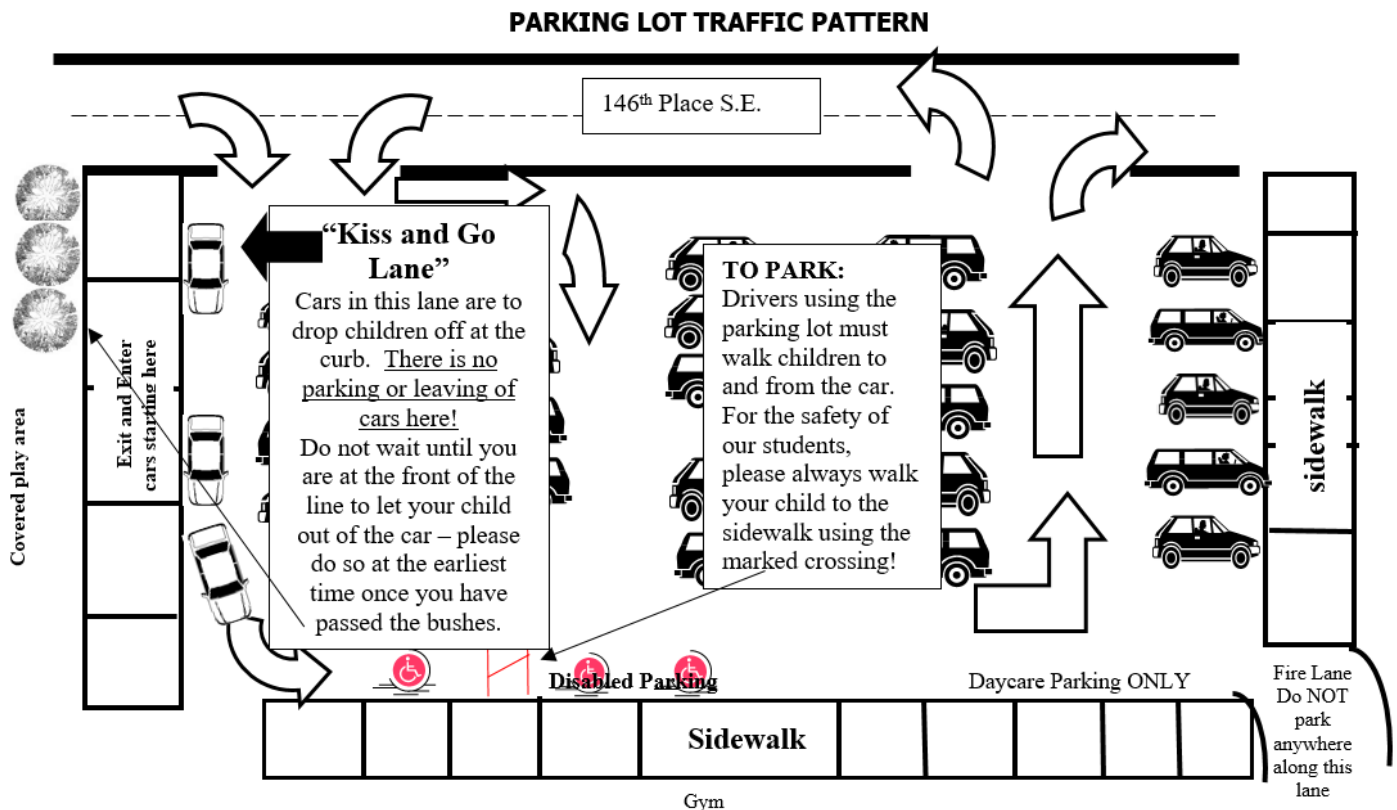
- 1st through 5th grade bus riders will be escorted by their teacher towards the covered play shed (near garden and bike racks) with students continuing to their bus line independently where they will be supervised in their bus line by staff members until the bus leaves. Kindergarten students are escorted by a safety patrol to the bus lines.
- If you walk to campus to pick up your child, please wait near the covered play area and beyond the green paw path. *(If the paw path is blocked with parents/guardians waiting for their children, it is difficult for students to safely and efficiently walk to the covered area to line up for the bus.)*
- Students who walk home are expected to go directly to their house from school when classes are dismissed. They are to remain on the sidewalk areas.
- Parents who drive to pick up their child at the end of the day may meet him/her in two ways:
 - 1) Park your vehicle in the marked parking area and wait for your child on the school grounds near the covered play area and beyond the paw paths. When the bell rings, teachers will escort their students toward the covered play area (end of the garden near the bike racks).
 - 2) Pick your student up along the “KISS and GO Lane”. Please follow these safety tips:
 - ✓ Kindergarten students are not allowed to be picked up at the “KISS and GO LANE” unless a student who will also be riding in the car is in 3rd grade or above and is available to escort them safely from the “Kindergarten Corral” to the “KISS and GO LANE”.
 - ✓ Approach the “KISS and GO Lane” safely and slowly, staying in the line of cars.
 - ✓ Once you have passed the bushes that are on the right of the “Kiss and Go” lane, you may pick your child up at any time along this portion of the “KISS and GO LANE”. Please have children enter the car along the sidewalk.
 - ✓ It is helpful if your child knows how to buckle their safety belts to avoid backing up cars as drivers assist children with their seatbelts.
 - ✓ The driver should pull away from the “KISS and GO LANE” as soon as the child is safely in the car (and space is available for the car) in order to make room for other cars.

For safety purposes, a signed written note or email that is on file with the school from a custodial parent/guardian is required if a child’s routine for getting home will be altered for a day such as going home with a friend, riding a different bus, walking, or being picked up. Students going to a friend’s house after school need to make arrangements **before the school day begins** with their parents before going to the friend’s house. A child without a signed written note or email that is on file with the school from a custodial parent/guardian will be dismissed from school in the manner in which is typical for the student. Only in an infrequent emergency situation will we be able to make an exception to this policy with a verbal request via telephone. Because buses are often loaded to capacity, it may not be possible to accommodate extra riders. Therefore, it is

critical that a parent/guardian of a typically non-bus riding student give several days written/email notice if they wish their student to ride a school bus so it can be determined if the accommodation can be made. The office will issue a temporary bus pass if approval has been given for a typically non-bus riding student to ride a bus.

To assist our supervisors in making sure all children are on their way home/daycare safely, we ask that children not stay unsupervised on our campus after school. Therefore, children riding the bus need to line up immediately in their designated bus line once walked towards the covered play area by their teacher. Those students who have been directed by their parent to return home/daycare independently after school, must leave campus immediately after being released by their teacher and go directly home/daycare. Please do not have students return to campus prior to 4:00 pm. Those students picked up by their parent/adult guardian must wait with their parent/guardian until 4:00 p.m. prior to playing on our upper playground. The field will be available to parent/guardians who wish to stay afterschool to supervise their children there; **however, the upper playground equipment will be closed until 4:00 p.m.** This helps our supervisors ensure that children are safely on their way home or to daycare.

Private automobiles are not allowed in the bus loading zone, daycare van loading zone (in front of the gym), and fire lane during student drop off/pick up. Please refer to the following diagram regarding our parking lot.



ATTENDANCE (Please see the *EPS Student Rights and Responsibilities Handbook* for the district’s entire policy and procedures regarding attendance.)

Regular, consistent, timely attendance is essential to school success, student learning and future employment habits. Life-long attendance behaviors begin with entry into school at the pre-school or kindergarten level, and continue through middle school and into high school until the student graduates. When students arrive in the classroom, it is expected that they will immediately begin to prepare for the start of the day or the period, and be ready to engage in the learning process when the school day or period officially begins.

Educators and administrators have a responsibility to monitor absences to determine if students and families need support. Students are expected to attend all assigned in-person classes or participate in all assigned remote instructional activities; except when there are necessary reasons for students to be absent.

Typical school hours at Silver Firs are 9:15 a.m.-3:30 p.m. Monday through Thursday with Friday dismissal time at 2:15 p.m. (please check the EPS calendar and website for changes in dismissal times due to conferences, conference planning, and holidays). The first bell rings at 9:10 a.m. Instruction begins promptly at 9:15 a.m., at which time your child should be in their classroom. Students arriving late are to report to the office where they will be given a tardy slip to present to their teacher upon entering the classroom. If a student is significantly tardy (more than just a few minutes) we request that the student be accompanied to the office by a parent/guardian or bring a note signed by a parent/guardian detailing the reason for the tardy.

It is recognized that there are rare occasions that necessitate a late arrival, early departure or legitimate excused student absence from in-person or remote learning. Teachers will keep a record of student absences and tardiness. Determination as to whether an absence is a tardy, excused or unexcused absence is made by the school in accordance with law and policy. The role of the parent or guardian is to ensure that their children attend school and to verify that the student's absence was for an excusable reason.

Absent

1. A student is absent from in-person learning when the student is:
 - a. Not physically present on school grounds; and
 - b. Not participating in the following activities at an approved location during a scheduled in-person learning day:
 - (i) Instruction; or
 - (ii) Any instruction-related activity; or
 - (iii) Any other district- or school-approved activity that is regulated by an instructional/academic accountability system, such as participation in district sponsored sports.
2. A full day absence from in-person learning is when a student is absent for fifty percent or more of their scheduled day.

Excused and Unexcused Absences

Excused Absences

Absences due to the following reasons must be excused:

1. Physical health or mental health symptoms, illness, health condition or medical appointment for the student or person for whom the student is legally responsible. Examples of symptoms, illness, health conditions, or medical appointments include, but are not limited to, medical, counseling, mental health wellness, dental, optometry, pregnancy, and behavioral health treatment (which can include in-patient or out-patient treatment for chemical dependency or mental health).
 - a. **Extended illness or health condition.** If a student is confined to home or a facility for an extended period of time, the school will arrange for the accomplishment of assignments at the place of confinement whenever practical. If the student is unable to do their schoolwork, or if there are academic requirements of a particular course which cannot be accomplished outside of class, the student may be required to take an incomplete or withdraw from the class without penalty.
 - b. **Excused absence for chronic health condition.** Students with a chronic health condition that interrupts regular attendance may qualify for placement in a limited attendance and participation program. The student and the student's parent/guardian will apply to the principal or counselor, and a limited program will be written following the advice and recommendations of the student's medical advisor. The recommended limited program will be reviewed and approved or denied by the principal. If the recommended limited program is denied, the principal will work with the student, their parent/guardian and medical advisor to revise the program for approval. Staff will be informed of the student's needs, though the confidentiality of medical information will be

respected at the parent's/guardian's request.

2. **Family emergency** including, but not limited to, a death or illness in the family.
3. **Religious or cultural purpose** including observance of a religious or cultural holiday or participation in religious or cultural instruction.
4. **Court, judicial** proceeding, court-ordered activity, or jury service.
5. **Post-secondary, technical school or apprenticeship** program visitation, or scholarship interview.
6. **State-recognized search and rescue** activities consistent with RCW 28A.225.055.
7. Absence directly related to the student's **homeless or foster care/dependency** status.
8. Absences related to **deployment activities of a parent or legal guardian** who is an active duty member consistent with RCW 28A.705.010.
9. Absences due to **suspensions, expulsions or emergency** removals imposed pursuant to Chapter 392-400 WAC if the student is not receiving educational services and is not enrolled in qualifying "course of study" activities as defined in WAC 392-121-107. As required by law, students who are removed from a class or classes as a disciplinary measure, or students who have been placed on short-term or long-term suspension, will have the right to make up assignments or exams missed during the time they were denied entry to the classroom if the effect of the missed assignments will be a substantial lowering of the course grade.
10. Absences due to student safety concerns, including absences related to threats, assaults, or bullying;
11. Absences due to a student's migrant status;
12. An approved activity that is consistent with district policy and is mutually agreed upon by the principal or designee and a parent/guardian or emancipated youth;
13. Absences due to the student's lack of necessary instructional tools, including internet access or connectivity.

In the event of emergency school facility closure due to COVID-19, other communicable disease outbreak, natural disaster, or other event when districts are required to provide synchronous and asynchronous instruction, absences due to the following reasons are excused:

1. Absences related to the student's illness, health condition, or medical appointments due to COVID-19 or other communicable disease;
2. Absences related to caring for a family member who has an illness, health condition, or medical appointment due to COVID-19, other communicable disease, or other emergency health condition related to school facility closures;
3. Absences related to the student's family obligations during regularly scheduled school hours that are temporarily necessary because of school facility closures, until other arrangements can be made; and
4. Absences due to the student's parent's work schedule or other obligations during regularly scheduled school hours, until other arrangements can be made.

A school principal or designee has the authority to determine if an absence meets the above criteria for an excused absence.

With the exception of item 9, the parent/guardian is expected to contact their student's school attendance office in writing or by phone to provide an explanation for a student absence within thirty (30) calendar days from the date of the absence.

If an absence is excused, the student will be permitted to make up all missed assignments outside of class under reasonable conditions and time limits established by the appropriate teacher; where reasonable, if a student misses a participation-type class, they can request an alternative assignment that aligns with the learning goals of the activity missed.

To Contact the School in Writing

Parents/guardians may contact the school in writing to provide an explanation for a student absence. Such parent/guardian written contact can be in the form of a hand-written note, sent from the parent/guardian email address, or sent by fax. The written note should contain the following information:

1. Student ID number and/or name
2. Date(s) of the absence
3. Reason for the absence
4. Parent/guardian name
5. Parent/guardian signature (for hand-written notes)
6. Parent/guardian phone number

Silver Firs Attendance email address: SFEAttendance@everettsd.org

To Contact the School by Phone

Parents/guardians may contact the school by phone to provide an explanation for a student absence. (The Silver Firs absent line is **425.385.6505**.) Such parent/guardian contact will be recorded in writing by school office staff to excuse the absence. Parents/guardians needing language assistance to provide a written note may use the district's Communication Line for Non-English Speaking Families by calling 425-385-4011. If leaving a voice mail message, please state your student's name and their student ID number, the reason for the absence, the dates(s) of the absence, parent/guardian name, and parent/guardian phone number.

Unexcused Absences from In-Person Learning

Any absence from in-person learning is unexcused unless it meets one of the criteria provided in WAC 392-401-020.

A student will receive an unexcused absence when:

1. The parent/guardian or adult student submits an excuse statement that does not constitute an excused absence as set forth above;
2. The parent/guardian or adult student fails to submit any type of excuse statement, whether by phone, fax, email or in writing, for an absence; or
3. The parent/guardian or adult student submits an excuse statement more than thirty (30) calendar days after the absence

Length of Absence

The length of a student's daily absence per the definitions below determines if the absence will be recorded as a tardy, a partial day absence or a full day absence.

Tardy

Students are expected to be in their classrooms, in their seats, and ready to participate at the beginning of each class. Students are tardy if they arrive after the published start time or leave before the published end time for school or class. A student who is marked tardy to class is not absent unless the student otherwise meets the criteria for an absence.

Tardies shall not be converted or combined into absences that contribute to a truancy petition.

Partial Day or Period Absence

Elementary (Kindergarten through Fifth Grade)

At the elementary level, a tardy becomes a partial day absence if the student has missed more than thirty (30) minutes and less than 50% of their school day.

Full Day Absence

A full day absence is defined as a student missing 50% or more of their scheduled school day.

A quick reference for how absences will be recorded:

- Less than 30 minutes late to school = “Tardy”
- Less than 30 minutes remaining of school when signed out by parent/guardian = “Tardy”
- Greater than 30 minutes late to school or if the student leaves with more than 30 minutes remaining of school but still less than 50% = “Part Day Absence”
- 50% or more absent for the day = “Full Day Absence”

Prearranged Absences

*Families should not schedule vacations or travel while school is in session. If a family vacation or travel must occur while school is in session, it must be prearranged prior to the absence and approved by the principal or designee pursuant to item 12 above. The principal or designee may excuse up to five (5) school days for a prearranged absence per student each school year. Assignments requested for a prearranged absence will be provided to the student or parent/guardian if requested five (5) school days prior to the absence. **Please inquire at the office for the SFE prearranged absence form or download from our website:***

<https://www.everettsd.org/Page/40325> .

Response to Student’s Failure to Attend School

Notice to Parent/Guardian

If a student fails to attend school, the student’s parent/guardian will be informed by a notice in writing or by telephone whenever the child has failed to attend school after one (1) unexcused absence within any month during the current school year. The school shall inform the parent/guardian of the potential consequences of additional unexcused absences. If the parent/guardian is not fluent in English, the school must make reasonable efforts to provide this information in a language in which the parent/guardian is fluent.

Required Conference for Elementary School Students

*In the event that a student in elementary school is required to attend school under RCW 28A.225.010 or RCW 28A.225.015(1) and has **five (5) or more excused absences in a single month** during the current school year, or ten (10) or more excused absences in the current school year, the district shall schedule a conference or conferences with the parent/guardian and student at a reasonably convenient time for all persons included for the purpose of identifying barriers to the student’s regular attendance and the supports and resources that may be made available to the family so that the student may regularly attend school. The conference must include at least one (1) district employee such as a nurse, counselor, social worker, teacher, or community human services provider, except in those instances regarding the attendance of a child who has an individualized education program (IEP) or a plan developed under section 504 of the rehabilitation act of 1973, in which case the reconvening of the team that created the program or plan is required.*

A conference is not required if:

- 1. Written notice of the prearranged excused absence was provided to the principal or designee; or*
- 2. If a doctor’s note was provided and an academic plan was in place to ensure the student did not fall behind while absent.*

If a regularly scheduled parent-teacher conference day is to take place within thirty days (30) of the absences, the district may schedule the conference on that day.

Required Conferences for All Students relating to Unexcused Absences

After one unexcused absence within any month during the current school year, the school shall inform the student’s parent/guardian by a notice in writing or by telephone whenever the student has failed to attend school and of the potential consequences of additional unexcused absences. If the parent/guardian is not fluent in English, the school must make reasonable efforts to provide this information in a language in which the parent/guardian is fluent.

After three (3) unexcused absences within any month of the current school year, the school shall hold a conference with the principal or designee, parent/guardian, and student to analyze the causes of the student's absenteeism. If a regularly scheduled parent-teacher conference is scheduled to take place within thirty (30) calendar days of the third unexcused absence, the district may schedule the attendance conference on the same day. If the parent/guardian does not attend the scheduled conference, the school may hold the conference with the student and principal. However, the school shall notify the parent/guardian of the steps to eliminate or reduce the student's absences.

At some point after the second and before the seventh unexcused absence, the district will take data-informed steps to eliminate or reduce the student's absences.

For any student with an existing IEP or 504 plan, these steps must include convening the student's IEP team or 504 team, including a behavior specialist or mental health specialist where appropriate, to consider the reasons for the student's absences. If necessary, and if the student's parent/guardian gives consent, the district will conduct a functional behavior assessment and will complete a detailed behavior plan to explore the function of the absence behavior.

For any student who does not have an IEP or 504 Plan, but who is reasonably believed to have a mental or physical disability or impairment, these steps will include informing the student's parent/guardian of the right to obtain an appropriate evaluation at no cost to the parent/guardian to determine whether the student has a disability or impairment and needs accommodations, special education services, or related services.

This includes students with suspected emotional or behavioral disabilities. If the school obtains consent to conduct an evaluation, time should be allowed for the evaluation to be completed, and if the student is found to be eligible for accommodations, special education services, or related services, a plan will be developed to address the student's needs.

The district will designate a staff member to apply WARNS (for middle and high school students) and, where appropriate, provide the student with best practice or research-based interventions consistent with WARNS. As appropriate, the district will also consider:

- 1. Adjusting the student's school, program or course assignments;*
- 2. Providing the student more individualized or remedial instruction;*
- 3. Providing appropriate vocational courses or work experience;*
- 4. Requiring the student to attend an alternative school or program;*
- 5. Assisting the student or parent/guardian to obtain supplementary services that might eliminate or ameliorate the causes of absence; or*
- 6. Referring the student to a community engagement board.*

After Seven (7) Unexcused Absences

Not later than a student's seventh unexcused absence in a month, the district will:

- 1. Enter into an agreement with the student and parents/guardians that establishes school attendance requirements;*
- 2. Refer the student to a community engagement board; or*
- 3. File a petition with juvenile court.*

BICYCLES AND OTHER WHEELED RECREATION DEVICES

The Everett Public School's procedure 3241P states that students may ride bicycles unaccompanied by a parent/guardian when they become third graders. This grade level requirement is made for safety reasons. All students riding bicycles to and from school will be asked to sign a "Safety Bike Agreement" indicating they will follow bike safety rules, which include:

- Ride on the right-hand side of the road.
- Wear a bicycle helmet.

- Walk bicycles across the crosswalk at the patrol crossings.
- Ride single file and be very careful when approaching people who are walking.
- Walk bicycles on school grounds (physically dismount from bike and walk bike at all times on campus). Bikes may not be ridden on the school grounds between 8:00 a.m. and 4:00 p.m.
- Park and lock bicycles in bike racks. Security chains or locks are required on all bicycles.

Please ask for a “Safety Bike Agreement” from our office if you plan to have your children ride their bike to school.

Students who violate any of the bicycle safety rules may be required to leave their bicycles at home. Bicycles brought to school are done so at the students' own risk.

The Everett Public School’s procedure 3241P also states that *skateboards, hoverboards, scooters, roller blades and similar devices may not be ridden on district property and the district cannot be responsible for the loss or theft of these devices or any other student property.* **‘Heely’ style shoes are also not permitted for the safety of the wearer and others.**

Our Schools Protect Students from Harassment, Intimidation, and Bullying (HIB)

Schools are meant to be safe and inclusive environments where all students are protected from Harassment, Intimidation, and Bullying (HIB), including in the classroom, on the school bus, in school sports, and during other school activities. This section defines HIB, explains what to do when you see or experience it, and our schools’ process for responding to it.

What is HIB?

HIB is any intentional electronic, written, verbal, or physical act of a student that:

- Physically harms another student or damages their property;
- Has the effect of greatly interfering with another student’s education; or,
- Is so severe, persistent, or significant that it creates an intimidating or threatening education environment for other students.

HIB generally involves an observed or perceived power imbalance and is repeated multiple times or is highly likely to be repeated. HIB is not allowed, by law, in our schools.

How can I make a report or complaint about HIB?

Talk to any school staff member (consider starting with whoever you are most comfortable with!). You may use our district’s [reporting form](#) to share concerns about HIB, but reports about HIB can be made in writing or verbally. Your report can be made anonymously, if you are uncomfortable revealing your identity, or confidentially if you prefer it not be shared with other students involved with the report.

No disciplinary action will be taken against another student based solely on an anonymous or confidential report.

If a staff member is notified of, observes, overhears, or otherwise witnesses HIB, they must take prompt and appropriate action to stop the HIB behavior and to prevent it from happening again. Our district also has a HIB Compliance Officer who supports prevention and response to HIB: Dani Mundell, DMundell2@everettsd.org, 425-385-4260.

What happens after I make a report about HIB?

If you report HIB, school staff must attempt to resolve the concerns. If the concerns are resolved, then no further action may be necessary. However, if you feel that you or someone you know is the victim of unresolved, severe, or persistent HIB that requires further investigation and action, then you should request an official HIB investigation.

Also, the school must take actions to ensure that those who report HIB don’t experience retaliation.

What is the investigation process?

When you report a complaint, the HIB Compliance Officer or staff member leading the investigation must notify the families of the students involved with the complaint and must make sure a prompt and thorough investigation takes place. The investigation must be completed within five school days unless you agree on a different timeline. If your complaint

involves circumstances that require a longer investigation, the district will notify you with the anticipated date for their response.

When the investigation is complete, the HIB Compliance Officer or the staff member leading the investigation must provide you with the outcomes of the investigation within two school days. This response should include:

- A summary of the results of the investigation;
- A determination of whether the HIB is substantiated;
- Any corrective measures or remedies needed; and
- Clear information about how you can appeal the decision.

What are the next steps if I disagree with the outcome?

For the student designated as the “targeted student” in a complaint:

If you do not agree with the school district’s decision, you may appeal against the decision and include any additional information regarding the complaint to the superintendent, or the person assigned to lead the appeal, and then to the school board.

For the student designated as the “aggressor” in a complaint:

A student found to be an “aggressor” in a HIB complaint may not appeal the decision of a HIB investigation. They can, however, appeal corrective actions that result from the findings of the HIB investigation.

For more information about the HIB complaint process, including important timelines, please see the district’s [HIB webpage](#) or the district’s HIB [Policy 3204](#) and [Procedure 3204P](#).

Our School Stands Against Discrimination

Discrimination can happen when someone is treated differently or unfairly because they are part of a protected class, including their race, color, national origin, sex, gender identity, gender expression, sexual orientation, religion, creed, disability, use of a service animal, or veteran or military status.

What is discriminatory harassment?

Discriminatory harassment can include teasing and name-calling; graphic and written statements; or other conduct that may be physically threatening, harmful, or humiliating. Discriminatory harassment happens when the conduct is based on a student’s protected class and is serious enough to create a hostile environment. A **hostile environment** is created when conduct is so severe, pervasive, or persistent that it limits a student’s ability to participate in, or benefit from, the school’s services, activities, or opportunities.

Click on the links to review the district’s Nondiscrimination [Policy 3210](#) and [Procedure 3210P](#).

What is sexual harassment?

Sexual harassment is any unwelcome conduct or communication that is sexual in nature and substantially interferes with a student’s educational performance or creates an intimidating or hostile environment. Sexual harassment can also occur when a student is led to believe they must submit to unwelcome sexual conduct or communication to gain something in return, such as a grade or a place on a sports team.

Examples of sexual harassment can include pressuring a person for sexual actions or favors; unwelcome touching of a sexual nature; graphic or written statements of a sexual nature; distributing sexually explicit texts, e-mails, or pictures; making sexual jokes, rumors, or suggestive remarks; and physical violence, including rape and sexual assault.

Our schools do not discriminate based on sex and prohibit sex discrimination in all of our education programs and employment, as required by Title IX and state law.

Click the link to review the district’s Sex Discrimination and Sex-Based Harassment of Students Prohibited [Policy 3205](#) and [Procedure 3205P.1](#).

What should my school do about discriminatory and sexual harassment?

When a school becomes aware of possible discriminatory or sexual harassment, it must investigate and stop the harassment. The school must address any effects the harassment had on the student at school, including eliminating the hostile environment, and make sure that the harassment does not happen again.

What can I do if I’m concerned about discrimination or harassment?

Talk to a coordinator or submit a written complaint. You may contact the following school district staff members to report your concerns, ask questions, or learn more about how to resolve your concerns.

Concerns about discrimination or about sex discrimination, including sexual harassment:

Civil Rights/ Title IX Coordinator: Chad Golden, Assistant Superintendent Human Resources, 425-385-4100, CGolden@everettsd.org, PO Box 2098, Everett WA 98213

Concerns about disability discrimination:

Section 504 Coordinator: Dave Peters, Director of Student Services, 425-385-4063, DPeters@everettsd.org, PO Box 2098, Everett WA 98213

Concerns about discrimination based on gender identity:

Gender-Inclusive Schools Coordinator: Joi Odom Grant, Director Diversity, Equity, and Inclusion, 425-385-4000, jgrant@everettsd.org, PO Box 2098, Everett WA 98213

To submit a written complaint, describe the conduct or incident that may be discriminatory and send it by mail, fax, email, or hand delivery to the school principal, district superintendent, or civil rights coordinator. Submit the complaint as soon as possible for a prompt investigation, and within one year of the conduct or incident.

What happens after I file a discrimination complaint?

The Civil Rights Coordinator will give you a copy of the school district's discrimination complaint procedure. The Civil Rights Coordinator must make sure a prompt and thorough investigation takes place. The investigation must be completed within 30 calendar days unless you agree to a different timeline. If your complaint involves exceptional circumstances that require a longer investigation, the Civil Rights Coordinator will notify you in writing with the anticipated date for their response.

When the investigation is complete, the school district superintendent or the staff member leading the investigation will send you a written response. This response will include:

- A summary of the results of the investigation;
- A determination of whether the school district failed to comply with civil rights laws;
- Any corrective measures or remedies needed; and
- Notice about how you can appeal the decision.

What are the next steps if I disagree with the outcome?

If you do not agree with the outcome of your complaint, you may appeal the decision to the School Board and then to the Office of Superintendent of Public Instruction (OSPI). More information about this process, including important timelines, is included in the district's Nondiscrimination [Procedure 3210P](#) and Sex Discrimination and Sex-Based Harassment of Students Prohibited—Grievance Procedure [Procedure 3205P.1](#).

I already submitted an HIB complaint – what will my school do?

Harassment, intimidation, or bullying (HIB) can also be discrimination if it's related to a protected class. If you give your school a written report of HIB that involves discrimination or sexual harassment, your school will notify the Civil Rights Coordinator. The school district will investigate the complaint using both the Nondiscrimination [Procedure 3210P](#) and the HIB [Procedure 3204P](#) to **fully resolve your complaint**.

Who else can help with HIB or Discrimination Concerns?

Office of Superintendent of Public Instruction (OSPI)

All reports must start locally at the school or district level. However, OSPI can assist students, families, communities, and school staff with questions about state law, the HIB complaint process, and the discrimination and sexual harassment complaint processes.

OSPI School Safety Center (For questions about harassment, intimidation, and bullying)

- Website: ospi.k12.wa.us/student-success/health-safety/school-safety-center
- Email: schoolsafety@k12.wa.us
- Phone: 360-725-6068

OSPI Equity and Civil Rights Office (For questions about discrimination and sexual harassment)

- Website: ospi.k12.wa.us/policy-funding/equity-and-civil-rights
- Email: equity@k12.wa.us

- Phone: 360-725-6162

Washington State Governor's Office of the Education Ombuds (OEO)

The Washington State Governor's Office of the Education Ombuds works with families, communities, and schools to address problems together so every student can fully participate and thrive in Washington's K-12 public schools. OEO provides informal conflict resolution tools, coaching, facilitation, and training about family, community engagement, and systems advocacy.

- Website: <https://www.oeo.wa.gov/en>
- Email: oeoinfo@gov.wa.gov
- Phone: 1-866-297-2597

U.S. Department of Education, Office for Civil Rights (OCR)

The U.S. Department of Education, Office for Civil Rights (OCR) enforces federal nondiscrimination laws in public schools, including those that prohibit discrimination based on sex, race, color, national origin, disability, and age. OCR also has a discrimination complaint process.

- Website: <https://www2.ed.gov/about/offices/list/ocr/index.html>
- Email: OCR@ed.gov
- Phone: 800-421-3481

Our Schools are Gender-Inclusive

In Washington, all students have the right to be treated consistent with their gender identity at school.

Our schools will:

- Address students by their requested name and pronouns, with or without a legal name change.
- Change a student's gender designation and have their gender accurately reflected in school records.
- Allow students to use restrooms and locker rooms that align with their gender identity.
- Allow students to participate in sports, physical education courses, field trips, and overnight trips in accordance with their gender identity.
- Keep health and education information confidential and private.
- Allow students to wear clothing that reflects their gender identity and apply dress codes without regard to a student's gender or perceived gender.
- Protect students from teasing, bullying, or harassment based on their gender or gender identity.

Click to review the district's Gender-Inclusive Schools [Policy 3213](#) and [Procedure 3213P](#). If you have questions or concerns, please contact the Gender-Inclusive Schools Coordinator: Joi Odom Grant, Director Diversity, Equity, and Inclusion, 425-385-4000, jgrant@everettsd.org, PO Box 2098, Everett WA 98213

For concerns about discrimination or discriminatory harassment based on gender identity or gender expression, please see the information above.

BUS RIDING (EPS Policy 3244, Procedure 3244P)

The rules of conduct and behavior expectations that apply to students in schools and classrooms also apply to students riding school buses and other district-provided transportation.

Student misconduct on a school bus or other district-provided transportation may be grounds for imposition of corrective action. The denial of the privilege of riding the school bus or other district-provided transportation will be made by the principal or designee.

The superintendent or designee may establish additional written rules of conduct for students riding school buses or other district-provided transportation.

Procedure 3244P

The following rules and expectations have been established for the safety of students riding school buses or other district-provided transportation. Any reference to "bus" in this procedure shall include other district-provided transportation.

A copy of these rules will be provided to each student in the Student Rights and Responsibilities Handbook.

Students who violate any of these rules/expectations may be subject to corrective action, up to and including suspension and/or denial of the privilege of riding the bus. Students may also be subject to corrective action under Policy 3300, Student Discipline.

Prior to Loading the Bus

- 1. Students are to be at their assigned bus stop no less than five (5) minutes prior to the scheduled bus arrival time.*
- 2. While waiting for the bus, students are to stand a safe distance from the roadway and avoid unsafe activities that could injure themselves or others. Students are to form a single line as the bus approaches.*
- 3. Students are expected to respect the rights and property of others.*
- 4. Students who must cross the roadway to board the bus should do so in front of the bus, never behind the bus, and only after the driver has signaled that it is safe to do so. Students should not approach the bus until it has come to a full stop and the door is opened.*

While on the Bus

- 1. Students are under the supervision and authority of the bus driver when boarding, riding, or leaving the bus. Disrespectful or defiant behavior, disruptive conduct, and/or obscene language or gestures toward the driver or other riders may result in corrective action. Harassment, intimidation and bullying of any kind is prohibited.*
- 2. Students are expected to identify themselves promptly and willingly when asked by the bus driver. A student may be assigned a seat in which he/she will be expected to remain at all times while on the bus.*
- 3. Students are to observe the same rules of conduct on the bus as in the classroom. Students should conduct themselves in a manner that will not distract the driver and not disturb other riders on the bus. Quiet conversation is acceptable.*
- 4. Use of technology at Everett Public Schools is considered a privilege and not a right and may be revoked by a principal, assistant principal, or principal's designee. All authorized use at school and on the bus shall be in compliance with Procedure 3245P, Technology, and Policy 3246 and Procedure 3246P, Personal Electronic Devices, and school rules.*
- 5. Students are expected to get on and off the bus in a safe and orderly manner. When getting on the bus, students are to go directly to their seats and remain seated while the bus is in motion. In preparation for getting off the bus, students should remain seated and not stand up until the bus has come to a full stop.*
- 6. Items not allowed in schools are also not allowed on the bus including, but not limited to: all forms of animal life (except service animals), firearms, weapons, drugs, alcohol, tobacco and tobacco-like products, flammables, breakable containers, lasers, and all other items which could adversely affect the safety of the bus and passengers.*
Items that are heavy, sharp, or bulky (such as large musical instruments) or other items which may be hazardous in the event of an accident or an emergency stop (such as basketballs or other sports equipment not carried in a sports/gym bag) may not be transported unsecured in the passenger area of the bus.
- 7. Students should only open bus windows with the permission of the bus driver. Students shall not extend any part of their body out of the bus window. Objects shall not be thrown out or passed through open bus windows or doors.*
- 8. Unless otherwise prearranged by the parent/guardian and permission granted by the principal/designee, students are to ride their assigned bus and get off the bus at their assigned bus stop.*

Additional bus riding information:

- Kindergarten (and preschool) students will not be dropped off at their bus stop if a parent/guardian is not at the bus stop to meet them. If an older sibling or a friend/other family member will be meeting the student at the bus stop, a waiver must be on file at the transportation office.*

- For safety purposes, a signed written note or email from a custodial parent/guardian is required if your child's routine for getting home will be altered for a day (e.g., going home with a friend, riding a different bus, walking, or being picked up). A child without a notice from their parent/guardian for a change will be asked to follow their typical routine. Only in those rare emergency situations will we be able to make an exception to this policy with a verbal request via telephone.
- When the change in the going-home-routine involves riding a bus: *Students who have parent/guardian permission to ride a different bus home* (or students who are typically non-bus riders but would like bus transportation to a friend's house), *must* submit to the office written parent permission **AND** have a bus pass issued by the school office. The pass, which is to be completed by office personnel...needs to include the following information: Student name, name of student they are riding with, route number, bus stop and signature of the office personnel issuing the pass. *Students without a bus pass WILL NOT be allowed on a bus that is not their normal route.*
- If you need to pick up your child who normally rides the bus, please come to the office. Office personnel will communicate to the classroom teacher or the bus supervisor that your child needs to go to the office instead of to the bus. Students will be released from the office only. Do not go to the bus area – supervisors are unable to sign out any students at the bus loading area.

COMPUTER USE

Students use computers in the classroom, library, and STEAM and are allowed to access the Internet for instructional purposes only. Student Internet use is planned and closely monitored by the teacher. Any intentional misuse of Internet access by students will be cause for disciplinary action. Silver Firs Elementary adheres to the Everett Public Schools policy and procedures regarding the use of Technology (3245 and 3245P).

DELAYED START OF SCHOOL AND CLOSURES

Occasionally weather, or other emergency conditions, may require school closure or a 2-hour delay. Each family should have a plan of action in case students must leave school before parents are home. Families should be clear about these questions:

- What is the best route to and from home if your child cannot be dropped off at the normal bus stop? (What is the 2-hour delay and regular start schedule snow route for your school bus?)
- Where should your child go if they need help?
- Who would care for your child if you were not able to come home in an emergency?
- Is there someone your child could call to calm fears?
- How will you communicate with family members if power or telephone service is interrupted?
- Where do you keep emergency supplies, including a battery-operated radio?

How to find out about a delay start of school and closures:

- Most local radio and TV stations will announce any school cancellations, delay of starting time, or early dismissal. Typically, the District will notify the media of changes before 5:30 a.m.
- The district also makes Blackboard Connect calls to families beginning at 5:00 a.m. (please make sure your contact information is up to date at your school)
- Subscribe to FlashAlert.net (you can subscribe to receive notices at the same time those notices are sent to media outlets, or you can bookmark this site to check for a listing of regional school emergency schedule information)
- The Everett Public Schools Website (<http://www.everett.k12.wa.us>), Facebook, Twitter, and Instagram pages.

No announcement means normal operations. Announcements are for one day only. We ask that you do not call the school, the administration office, or radio stations about school closures.

DELIVERIES

To help maintain our focus on learning and the safety of our students, we ask that flowers, balloons, cookie bouquets, etc., not be delivered to school. Please save those special surprises for home. If items are delivered to school, they will be kept in the office for the student to pick up at the end of the day.

DISCIPLINE POLICY

Please see EPS Student Rights and Responsibilities Handbook pages which explains the district's focus on Positive Behavioral Intervention Supports (PBIS) and how this relates to the district's and our school's philosophy regarding student behavioral expectations, prevention/instruction, and corrective actions.

Our staff at Silver Firs School has put together a P.R.I.D.E. Handbook which contains procedures and student expectations, which will help secure a learning environment that is safe, cooperative, and emotionally positive. Please review with your child our P.R.I.D.E. Handbook which outlines our "Guidelines for Success" and help them join the Jaguar P.R.I.D.E. team! In addition to our P.R.I.D.E. Handbook, we have outlined student behavioral expectations for many of the common areas of our school which are available for review at the end of this handbook. These behavioral expectations are taught to students at the beginning of the school year, retaught as needed throughout the school year, and reinforced throughout the school year.

We view the success of student achievement and emotional stability as a partnership between the parents, staff, and children. The policy and procedures are designed to teach students how to take responsibility for their actions. Severe behavioral issues will be handled in accordance with the Everett Public Schools Student Rights and Responsibilities Handbook.

DRESS CODE (Everett Public Schools Policy 3224 and Procedure 3224P)

Preserving a beneficial learning environment and assuring the safety and wellbeing of all students are primary concerns of the board.

Students' choices in matters of dress should be made in consultation with their parents/guardians.

Student dress shall only be regulated when, in the judgment of school administrators, there is a reasonable expectation that:

- 1. A health or safety hazard shall be presented by the student's dress or appearance;*
- 2. Damage to school property shall result from the student's dress; or*
- 3. A material and substantial disruption of the educational process will result from the students' dress or appearance.*

For the purpose of this policy, a material and substantial disruption of the educational process may be found to exist when a student's conduct is inconsistent with any part of the educational mission of the school district. Prohibited conduct includes the use of obscene, sexual, drug, alcohol or tobacco-related messages, or gang-related apparel. The superintendent shall establish procedures providing guidance to students, parents and staff regarding appropriate student dress in school or while engaging in extracurricular activities. Such procedures shall ensure that any student wearing, carrying, or displaying gang-related apparel, or exhibiting behavior or gestures which symbolize gang membership, or causing and/or participating in activities which intimidate or affect the attendance of another student shall be asked, with notice to his or her parents, to make appropriate corrections and subject to discipline if the corrections are not undertaken.

The uniforms of nationally recognized youth organizations, and clothing worn in observance of a student's religion are not subject to this policy.

The student and parent may determine the student's personal dress and grooming standards, provided that the student's dress and grooming shall not:

- 1. Lead school officials to reasonably believe that such dress or grooming shall disrupt, interfere with, disturb, or detract from the school environment or activity and/or educational objectives;*
- 2. Create a health or other hazard to the student's safety or to the safety of others;*

3. *Create an atmosphere in which a student, staff, or other person's well-being is hindered by undue pressure, behavior, intimidation, overt gesture or threat of violence; or*
4. *Imply gang or identifiable hate group membership or affiliation by written communication, marks, drawing, tattoos, painting, design, and/or emblem upon any school or personal property or one's person.*

The principal, in connection with the sponsor, coach, or other person in charge of an extracurricular activity, may regulate the dress and grooming of students who participate in the activity if the principal reasonably believes that the student's dress or grooming:

1. *Creates a hazard to the student's safety or to the safety of others.*
2. *Shall prevent, interfere with or adversely affect the purpose, direction, or effort required for the activity to achieve its goals.*

If the student's dress or grooming is objectionable under these provisions, the principal shall request the student to make appropriate corrections. If the student refuses, the principal shall notify the parent and request that person to make the necessary correction. If both the student and parent refuse, the principal shall take appropriate corrective action. Students may be suspended, if circumstances so warrant. Students who violate provisions of the dress code relating to extracurricular activities may be removed or excluded from the extracurricular activity for such period as the principal may determine. All students shall be accorded due process safeguards before any student discipline may be taken.

School authorities may communicate to students and parents the apparel, identifying symbols and/or behavior that are associated with identifiable hate groups and/or gangs that may become a hazard to a student's safety or the safety of others.

Hats and head coverings (e.g., hoodies on sweatshirts, sweaters, coats, etc.) may be worn outside of the classrooms and buildings only (unless for religious purposes).

EARLY DISMISSAL AT PARENT REQUEST (due to doctor/dentist appointment, etc.)

If it is necessary for a parent/guardian to pick their child up before Silver Firs' dismissal time, it is helpful to our office staff for record keeping purposes that a note be written stating the specific date and time requested. Students who are dismissed during the school day must be signed out from the school office, by their parent/guardian, before leaving the school grounds. This absence will be counted on the report card as a "Tardy" or "Part Day Absence" (depending on the amount of time missed from school – see pages 10 and 11) to indicate the student was not present in class for a portion of the afternoon. Whenever possible, we ask your assistance in scheduling your child's appointments outside of the school day as instruction continues until 3:30 p.m.

EMERGENCY CONTACTS

At the beginning of each school year, your family will be asked to update your child's enrollment information on the Home Access Center portal on the district website. Please promptly complete these forms with any updated addresses and telephone numbers where parents/guardians/emergency contacts can be reached if your child becomes ill or is injured at school. We also need reliable alternative phone numbers in case contacts cannot be reached at their primary numbers. Please keep these numbers updated by notifying the school office of any changes throughout the school year.

EMERGENCIES/DISASTERS

Students at Silver Firs Elementary are taught procedures for responding to emergencies such as fire, earthquake, or an intruder in the school. We hold regularly scheduled drills to prepare for these emergencies. We encourage parents to review emergency procedures for their family in the event a disaster occurs as children walk/bike ride independently to and from school. Please be assured we are prepared to keep your child safe should a disaster event occur while your child is in school.

EMERGENCY RELEASE PROCEDURES

Depending on the type of disaster event, our school may evacuate the students to a safe location outside the school buildings or may impose a lock-down where children will remain in the building throughout the duration of the emergency. Whether our students have been evacuated from the building or remain inside the school, a process will be in place in order for your child to be released from our care to you or your designee. To help in the orderly release of students, we ask that families:

AT THE BEGINNING OF THE SCHOOL YEAR:

- Have current phone numbers on file in the office including home, work, daycare, and emergency contacts.
- Have current list of emergency contacts on file in the office. This would include all possible adults your child has permission to be released to including grandparents, other relatives, neighbors, and friends. Please inform emergency contacts that they will need to present picture identification to staff when picking up your child.

PROTOCOL IN THE EVENT OF A DISASTER

- Please pay attention to information released by the school, District, or emergency responders. Be aware that phone contact with the school may be limited or impossible as a result of the disaster event.
- If you or your emergency contact arrives on campus/evacuation site to pick up your child, please follow posted or verbal directions regarding the release of children. This will include:
 - ✓ A designated Student Reunification Check-in Area where you/designee will be asked to present picture identification and complete a Reunification Card for each student being requested.
 - ✓ Once you have completed the process at the Student Reunification Check-in Area, you will be asked to wait while a “runner” obtains your child from the evacuation location.
 - ✓ Before leaving, your identification will be checked again and further information may be requested.
 - ✓ Please be patient. The reunification process is put in place to protect students and to ensure accountability.

Please do not attempt to pick up your child without going through this process. It is very important that we accurately account for the whereabouts of each and every child during an emergency. Your cooperation with the District protocol is appreciated.

EMERGENCY EARLY DISMISSAL

Conditions may develop during the school day which requires early dismissal. Early dismissals will be broadcast on the same radio stations as delays and closures. We will try to notify parents by telephone in these cases. If school is dismissed early, authorized persons (identified on the school emergency form) may pick up students. School staff will remain at school until all students have left. Please remember that under many emergency conditions, telephone service may be unavailable for outgoing or incoming calls. At times, the local radio stations may be the only available means of communication.

FIELD TRIPS

Field trips are taken as a regular part of our educational program. Parents are required to complete an information/permission form and have up-to-date emergency information on file before a student leaves for a field trip. Teachers often seek parent volunteers to chaperone on field trips. In order for parents to be considered as field trip chaperones, they need to be approved volunteers with the district. Don't wait until your child's field trip is announced to complete your volunteer application. Volunteer applications take two to three weeks to be processed at the District office. We encourage every parent to complete a volunteer application early in the school year. Volunteer applications must be completed online at <https://www.everettsd.org/domain/1452>. If you do not have a computer or access to internet services, you may complete the application on-line at our school.

If you are attending a field trip as a chaperone, it is expected that you stay for the entirety of the trip and ride the bus with the students. When you agree to be a chaperone, you are expected to be responsible for the group of

students assigned. For this reason, it is prohibited for other non-Silver Firs children to accompany you while you are a chaperone on the field trip.

FINES

Students and their parents/guardians are responsible for lost/damaged text and library books and will be assessed a fine to replace these items. Silver Firs adheres to the Everett Public Schools Policy 3520, in regard to the levying of fines.

FOOD (snacks from home, birthday treats, etc.)

Please refer to section titled Allergies for additional information regarding food at school.

Due to an increase in food allergy concerns among our students and to strengthen our alignment with the [district's food and nutrition policies](#), food items may not be brought to school to celebrate birthdays (i.e. cupcakes, cake, cookies, etc.). If you would like to celebrate your child's birthday with his/her class please consider non-food options such as donating a book to the classroom library or a small item for each child (pencil, pen, erasers, stickers, etc.). We know this may come as a disappointment to some, but we appreciate your understanding and cooperation.

Everett Public Schools are focusing on providing nutritious food for students through their meal programs and campus snack bars. In keeping with this goal, we request that you consider sending healthy food options with your child and when sharing food with the entire class for midday snacks (if part of the classroom day) and all-class celebrations/treats. Please also consider portion size when sending treats. When sending in food to be shared with the class, the EPS Food & Nutrition department recommends: *"Prepared food from a commercial source is made following strict state and local inspection. For that reason, it is preferred that food items come sealed, from the store."* **Please refer to EPS Food & Nutrition Website regarding Food Safety Guidelines for Food Served at Room Parties (<http://www.everettsd.org/Page/15580>).**

FRAGRANCES/SCENTS (information also found under "Allergies")

In consideration of staff and students who may be sensitive to fragrances/scents, we ask that all members of our school community (staff, students, volunteers, and visitors) refrain from wearing fragrances (perfume, cologne, scented lotion/shampoo, etc.) or using scents (candles, air fresheners, etc.) on campus.

GARDEN

We ask that students and adults alike respectfully refrain from stepping in or walking through the gardens at Silver Firs. We hope to keep our grounds beautiful and teach our students to respect all living things.

HEALTH SCREENINGS

Each year, hearing and vision screenings are provided for students in kindergarten and grades one, two, three, five and seven. If a concern is found during screening, parents will immediately be notified of the screening results so that they can follow up with their health care provider. (Policy 3411/Procedure 3411P, Vision and Hearing Screening).

HOMEWORK

An important part of a child's education is the transfer of learning into his/her activities outside of the school setting. One way this can be done is through homework. The amount and frequency of homework varies for several reasons. Certain subjects are characterized by frequent homework while others require fewer outside assignments. The emphasis and amount of homework will be appropriate to the developmental skill level of students.

Homework will improve, enhance, and expand your child's learning experiences. It should be remembered that these experiences can best be maximized when parents and students work together.

The purpose of homework at Silver Firs can be for any one of the following:

- To practice and refine skills so that mastery is achieved.

- To independently apply material learned in class.
- To prepare students for the next lesson.
- To extend assignments; to apply learning to a new situation.
- To stimulate creativity through activities requiring original expression.
- To foster the development of independent study habits.

Teachers will clearly communicate their homework policy with parents/guardians at the beginning of the school year.

ILLNESS

When a student becomes ill at school, Silver Fir's nurse, health room assistant, and/or office staff will follow these procedures:

The student reports his/her symptoms. Often a short rest in the health room is all that is needed. If appropriate, his/her temperature is taken. At that time, a decision is made whether or not the child should go home. If it is determined that the student needs to go home, parent/guardian will be notified by phone. The parent/guardian or emergency contact person must come to the school and pick up the sick student. Sick children will not be sent back to class or home on the bus. In the event of a serious or life-threatening illness, 911 will be called.

Please do not send an ill child to school. General guidelines for keeping a child home due to illness include a fever of 100 degrees or more; vomiting within the last 24 hours; diarrhea within the last 24 hours; and communicable diseases such as open spots from Chicken Pox; untreated pink eye; untreated ringworm, etc. Children are welcome back at Silver Firs when they are able to take part in the full school program.

Please see the districts website (<https://www.everettsd.org/COVID>) for current resources, information and guidance regarding COVID.

IMMUNIZATIONS (please see EPS website regarding immunizations

<https://www.everettsd.org/Page/23818>)

Before a child may attend a school or childcare in the state of Washington, the parent/guardian must provide proof of their immunization status. Proof of immunization status must include one of the following documents:

- A completed Washington State [Certificate of Immunization Status](#) (CIS)
 - A CIS printed from the Washington State Registry,
 - A physical copy of the CIS with a healthcare provider signature,
 - A physical copy of the CIS with accompanying medical immunization records from a healthcare provider, or
 - A CIS printed from the [MyIR](#)
- A completed Washington State [Certificate of Exemption](#) (COE)

LIBRARY

Our library is truly a resource and learning center. Students have access to books, magazines, and technology. We also have a Parent Library that you are welcome to use (just check out a resource with your child's library number).

LOCKERS AND DESKS

Students may be assigned lockers for storing and securing their books, school supplies and personal effects. Lockers, desks and storage areas are the property of the district. Accordingly, students have no expectation of privacy in the lockers, desks and storage areas they use or are assigned (RCW 28A.600.220). Please see District Policy 3231 and Procedure 3231 for further information. Students are assigned lockers by their classroom teacher. It is expected that each teacher will establish a procedure for students to access their lockers in a safe way when classes are in session.

LOST AND FOUND

The school has two locations for lost and found items. Lost clothing and lunch boxes can be found in the foyer of the gym/cafeteria. Smaller items will be located in the office. **It is helpful in returning lost items if they are labeled with your child's name.** At the end **EACH SEMESTER**, unclaimed items will be given to a charitable organization.

LUNCH/BREAKFAST

Breakfast is available every day and consists of an entree, fruit or juice, and milk. For lunch, students choose between the daily special, build a sandwich or a yogurt combo. All lunch meals include fruit, vegetables, and milk. New menus are published each month. Families may have their student pay for their meals on a daily basis with cash or check; may prepay for several meals in advance in the cafeteria with cash or check; parents can set up an online bill pay account with their credit union or bank to pay for their child's school meals; or use the Districts "My Payments Plus" program. For more information regarding online bill account and the My Payments Plus options, please check the District Website at <https://www.everettsd.org/Page/39830>,

The cost this year for meals purchased at the elementary school level:

ELEMENTARY		
FULL PAY	BREAKFAST: \$1.90	LUNCH: \$3.65
FREE *	BREAKFAST: No Charge	LUNCH: No Charge
ADULT	BREAKFAST: \$2.50	LUNCH: \$5.00
MILK ONLY	SERVED AT BREAKFAST AND LUNCH: \$0.60	

Occasionally, students forget their lunch or lunch money and may charge up to three meals. If after three meals with no payment or arrangement for payment has been made, students will be offered a Quick Grab Meal.

What is a Quick Grab Meal? *The quick grab meal will be offered at no charge. Students are able to self-select fresh fruits, veggies, and milk, in addition to any of the cold combinations offered of their choice.* After three Quick Grab Meals, food service staff will attempt to contact students' families to notify them about the need for payment. Food & Nutrition services uses the district's automated communication system to make reminder calls and emails to parents who owe for school meals. Students are required to eat items from their lunch before they buy treats. Treats, which include such things as cookies and fruit snacks, are only available to students in 3rd-5th grades.

*The free lunch program is offered to those who qualify based on financial need determined by the federal government. An application form is sent home with each student at the beginning of the school year. Applications are also available in the school office, school kitchen and the District website (<https://frapps.horizonsolana.com/welcome>). If you feel you qualify, please complete the application and return it to school immediately. You will be notified when the form has been processed. Those families currently receiving government food assistance may already be qualified. Should your income status change during the school year, please do not hesitate to request an application anytime during the year.

MAKE-UP WORK/DUE TO ABSENCE

Whenever possible, your child's teacher will provide schoolwork/homework that was missed when your child was absent from school (please note that it is difficult to replicate many of the lessons that were taught during school hours such as math games, science lessons, etc.). Often, particularly in upper elementary, it is important that the work missed during an absence be completed for assessment and grading purposes. Your child's teacher will inform you of his/her make-up work policy.

If your child will be out of school for reasons other than illness, please contact your child's teacher as soon as possible to determine if schoolwork can be prepared. Per EPS's absence policy, *"assignments requested for a*

prearranged absence will be provided to the student or parent/guardian if requested five (5) school days prior to the absence”.

MEDICATION AT SCHOOL

Silver Firs Elementary adheres to the EPS Policy 3416 regarding medication at school. Everett Public Schools Policy states:

Medication should be administered before or after school hours by the parent/guardian. Medication should be given at school only when absolutely necessary. Whenever possible the parent/guardian and LHCP are urged to design a schedule for giving the medication outside of school hours. With the exception of medical marijuana, a parent/guardian may administer medication to their child at school.

If a student must receive medication during school hours or when the student is under the supervision of school officials, the following procedures must be followed:

- Only a staff member designated by the principal, who has been delegated to and trained by an RN, and who has successfully completed medication administration training can administer medication;*
- The medication to be given at school must have a completed Medication Authorization Order form, signed by the LHCP and the parent/guardian; and*
- The medication must be in the original, properly labeled container, including any OTC medication and samples.*

Please contact the school or look on the EPS’s website for the “Medication Authorization Order” form. A full copy of this policy and the procedures for the administration of medicine at school can be found on the EPS’s website.

PARTY INVITATIONS

Birthday parties are delightful and give many pleasant memories to children. However, not being invited to a party can be a very unhappy experience for children not receiving an invitation. In consideration of the feelings of children not receiving invitations, we are requesting that **no invitations be handed out at school unless each child in the classroom is receiving one.**

PBIS (Positive Behavioral Interventions and Supports)

PBIS is an implementation framework for teaching behavioral expectations throughout the school. It is based on a proactive model, which teaches the expected behaviors, reinforces, and recognizes students who are able to model these behaviors, and has systems in place to assist students who have a difficult time or may present with more challenging behaviors.

The school-wide discipline system addresses the classroom and areas outside the classroom (hallways, restrooms, offices, cafeteria, playground, and school grounds). All staff members at a school are aware of the behavioral expectations and work to ensure students are consistently getting the same message, regardless of the setting they are in or the adult they come in contact with throughout the day.

Everett Public School’s Student Rights and Responsibilities Handbook (2024-2025) has additional information regarding PBIS.

PERSONAL ELECTRONIC DEVICES (PED’s-cell phones, tablets, Nooks, etc.)

Everett Public Schools provides students with the technology they need during the school day to access digital and online learning experiences.

Elementary and middle school students who choose to bring cell phones and other PEDs (including Smartwatches) to school may only use them before or after the school day. During the school day, all cell phones and other PEDs must be powered off and stored (e.g., in the student’s backpack, locker, other district

provided storage). For more information about PED use at school, please refer to [Policy 3246](#) and [Procedure 3246P](#).

Students are responsible for the PED's they bring to school. Everett Public Schools shall not be responsible for loss, theft, damage or destruction of devices brought onto school property or to school sponsored activities or events off school property (EPS policy 3246 and 3246P).

Students found to be violating these policies will be given consequences following our school's progressive discipline policy and the PED may be confiscated by a staff member. **To decrease distractions, we ask that ADULTS (both staff and volunteers) also refrain from cell phone use when in direct contact with children (including hallways where students may overhear conversations).**

PETS

Pets are not allowed on school grounds. We have students and staff that have allergies to pets. We also have students who experience anxiety around some pets. EPS's policy 3418 states that animals may only be brought on school property when they have direct relevance to the objectives of the instructional program. If stray pets are on the playground during the school day, every effort will be made to contact the owner. If we cannot identify/contact the owner, the pet will be impounded.

PHYSICAL EDUCATION CLOTHING

Physical Education is a part of the basic education curriculum required for each child. Since our gym floor is hardwood, students are requested to wear tennis shoes with non-marking soles on their PE days (a special pair may be kept in your child's locker at school). Your child's teacher will notify you of the class' scheduled P.E. days. Clothing should allow for a wide range of motion and strenuous physical activity.

PTA

We invite all parents to join Silver Firs PTA. The overall purpose of PTA is to make every child's potential a reality by engaging and empowering families and communities to advocate for all children. Membership information can be requested by calling the PTA office at (425) 385-6562 and leaving a voice mail message.

REPORTING TO PARENTS (CONFERENCES/PROGRESS REPORTS)

Parent-Teacher conferences are scheduled twice each year. You will receive an invitation to schedule a meeting with your child's teacher. This is an important way in which parents and teachers can get to know each other and to work toward the child's success. Conferences give parents and teachers an opportunity to discuss the child's individual needs and interpret his or her progress. Progress Reports will be issued at the end of each semester (end of January and June).

RESOURCES FOR FAMILIES IN NEED (e.g., housing information, food assistance, etc.)

Call or visit [2-1-1](#) for Snohomish County information and referrals to health and human services (i.e., housing, food, and clothing; caregiver resources; legal help; utility assistance; health care and disability services, etc.). You can also visit the Washington State Department of Social and Health Services (DSHS) at <https://www.dshs.wa.gov> for medical, childcare or food assistance.

For families experiencing homelessness, our district has a Kids in Transition program. For information about the program please visit www.everettsd.org/kit or contact the KIT office at 425.385.4032.

Our school can assist with obtaining school supplies, clothing, and shoes for families in financial need. Please contact the office at 425.385.6500 for a backpack and school supplies. Please contact the school counselor for clothing and shoe assistance at 425.385.6510.

SAFETY PATROL

Responsible intermediate level students are selected and trained to help children cross safely at designated crossings. The crossings are inspected from time to time by local law enforcement personnel. All students are expected to use the appropriate crosswalks and to follow the directions of the safety patrols. Please note per EPS's policy/procedure 3422P: *A school patrol member shall not be allowed to direct vehicular traffic. They shall look for and utilize natural gaps in vehicular traffic as much as possible when allowing students to cross a street or road.*

SAFETY TIP LINE: (855) 637-2095

Students, parents or other community members who have a concern about safety in Everett Public Schools or know something about a possible threat to safety, are urged to call or text the safety tip line. Or you can email us a tip or enter a tip online. Those who report can choose to remain anonymous while providing information that might protect our students.

3 easy ways

- Text or call 855-637-2095
- Email 1350@alert1.us
- Online <https://everett-wa.safeschoolsalert.com/>

SCHOOL HOURS (Students are welcome to be on campus after 9:00 a.m.)

LEARNING IMPROVEMENT		
DAILY	FRIDAYS (LIF)	EARLY RELEASE
<u>Kindergarten through 5th Grade</u>	<u>Kindergarten through 5th Grade</u>	<u>Kindergarten through 5th Grade</u>
School Begins: 9:15	School Begins: 9:15	School Begins: 9:15
Dismissal: 3:30	Dismissal: 2:15	Dismissal: 1:00
<u>Morning Preschool*</u>	<div>* Preschoolers do not attend school on Fridays</div>	<u>Morning Preschool*</u>
School Begins: 9:15		School Begins: 9:15
Dismissal: 12:00		Dismissal: 10:45
<u>Afternoon Preschool*</u>		<u>Afternoon Preschool*</u>
School Begins: 12:45		School Begins: 11:30
Dismissal: 3:30		Dismissal: 1:00

SCHOOL SUPPLIES

Basic supplies are provided by the school. Grade level supply lists are available in the school office and on our website (please note that the items on these lists are requests, not requirements). In younger grades, school supplies that are brought from home may become “classroom or community supplies” where all students are welcome to use them. Items such as lunch boxes, coats, sweatshirts, backpacks, etc., that only your child will be using should be labeled with your child's name.

SPECIAL EDUCATION SERVICES

Students may be provided special education services in a variety of areas such as academics, speech and language, fine and gross motor, and social/emotional. Students are assessed for qualification in these programs by the District Special Services Department.

STUDENT RIGHTS AND RESPONSIBILITIES (EPS STUDENT HANDBOOK LINK)

Everett Public Schools Student Rights and Responsibilities Handbook can be found on the district's website at www.everettsd.org/domain/1493. The Student Rights and Responsibilities Handbook is published annually in accordance with State law by the office of Mr. Larry Fleckenstein, Regional Superintendent, Teaching and Learning.

TARDINESS

Students are expected to be in their classrooms ready to learn by 9:15 a.m. Late arrivals at school interfere with individual progress and with classroom procedure. Students arriving late are to report to the office where they will be given a tardy slip to present to their teacher upon entering the classroom. If a student is significantly tardy (more than just a few minutes) we request that the student be accompanied to the office by a parent/guardian or bring a note signed by a parent/guardian detailing the reason for the tardy. Please review "Attendance" and "Arrival and Dismissal" sections for more information.

TELEPHONE/MESSAGES

Please do not call the school office to relay messages to your child unless it is an emergency. Because calls into the classroom disrupt student learning, all messages and notes must come to the school office. If it becomes necessary to contact your child, please call by 3:00 p.m. in order to give office staff time to deliver the message before the end of the school day.

Student use of telephones is for emergency use only. If there is a change to your child's schedule, please discuss it with him/her before they are sent to school. Students without a written note will follow their regular dismissal routine.

Forgotten items (lunches, books, etc.) should be brought directly to the school office and they will be delivered to your child at an appropriate time.

The policy for student cell phones and other personal electronic devices (including Smartwatches) is that they are to be turned off during the school day and must be stored in the student's backpack in their locker and should not be taken out while at school. Students who need to contact their parents/guardians during the school day must obtain permission from a staff member to use the classroom phone or the student phone in the office.

VANDALISM

The Silver Firs community takes pride in our school. If you see anything that looks suspicious during the school day, we would appreciate you calling the school. At any other time, please call the Snohomish County Sheriff's Office. The sheriff's office has been helpful regarding school problems.

VIDEO SECURITY ON SCHOOL DISTRICT GROUNDS OR PROPERTY

The Everett School District is committed to maintaining a safe and positive environment for students, staff and visitors. The board recognizes that it is necessary to use video security on its property to ensure the safety of school staff, students and visitors; to protect district property; and to aid in the enforcement of district policies, procedures and rules. Toward that end, monitoring activity on district property, including by video security, is authorized. Please see EPS Students Rights and Responsibilities Handbook for details - Procedure 6505P.

VISITATIONS

Silver Firs Elementary complies with the Everett Public School's policy 4314 regarding visitors and/or other disruption of school operations. The policy states:

The board welcomes and encourages visits to schools by parents/guardians, community members, and interested educators. Parents are assured access to their child's classroom as well as school sponsored activities for purposes of observing class procedure, teaching materials, and class conduct. However, such observation must not disrupt the classroom or learning activity. Visitors must notify the school principal or designee before visiting any area of a school. The superintendent or designee will establish guidelines governing school visits to ensure orderly operation of the educational process and the safety of students and staff.

Disruption of School Operations

The superintendent or staff member in charge will direct a person to leave district premises immediately if any person is:

- A. *Under the suspected influence of alcohol or controlled substances, including marijuana (cannabis);*
- B. *Disrupting or obstructing any school program, activity, or meeting;*
- C. *Attempting to influence or solicit students in a manner that does not further the educational program of the district;*
- D. *Threatening to do so or is committing any act which would disturb, interfere with, or obstruct any lawful task, function, process or procedure of the district or any student, official, staff member or invitee of the district; or*
- E. *Inciting another to commit any act that would disturb, interfere with or obstruct any lawful task, function, process or procedure of the district or any student, official, staff member or invitee of the district.*

If such a person refuses to leave, the superintendent or staff member in charge shall call for the assistance of law enforcement.

All visitors must sign in and out through the school office. Individuals not wearing volunteer/visitor badges will be escorted to the office. These procedures, as well as having our exterior doors locked, are school security issues and we appreciate your understanding.

Silver Firs parents are welcome to visit their child's classroom. Because some days are not routine or on a normal schedule, we would appreciate it if you would follow these procedures:

Write a note at least one day in advance telling the day and time you wish to visit. The teacher/administrator will then return the note agreeing to the visit or suggesting another day or time that would be more convenient for the class. When you arrive at school on the day of your visit, please check with the office to let them know you are in the building, sign-in on the visitor's log, and get a visitor's badge/sticker.

It is our school's policy to not accept student visitors (cousins/friends on vacation) in the classrooms.

The school buildings, grounds, and play equipment are for use by enrolled students only and for school/district approved purposes during regular school hours. Younger siblings and other non-enrolled students may not use the school playground during the school day. Please also see Arrival and Dismissal policy page 7 for information regarding student and non-student use of the playground before and after school.

VOLUNTEERS

Volunteers contribute a great deal to our school program and are highly appreciated. We have need for continuing help as well as help with short-term projects around the school and in classrooms.

The volunteer application is done entirely online and can be found at: <https://www.everettsd.org/domain/1452>. Approval status is good for two years.

Please note that the approval process can take up to two weeks to process so please plan ahead. All volunteer positions require that you complete the application process and be approved prior to volunteering – **including field trip chaperones**. Volunteers are **required** to sign in at the office when they arrive and wear a volunteer/visitor sticker or badge when they are in the building.

While volunteering at school or on a school-sponsored trip, siblings or other non-students are not permitted to accompany the volunteer.

WALKING TO AND FROM SCHOOL

Students walking to and from school are asked to follow all pedestrian safety rules including using sidewalks, crossing at marked crosswalks while remembering to “look left, right, and left again and listen”, avoiding distractions from electronic devices (e.g., phones, etc.) and following our Safety Patrols’ directions. Please remember to show P.R.I.D.E. your entire way to and from school.

WITHDRAWAL OF STUDENTS

Families who are moving and must withdraw their children from Silver Firs are requested to let the school know in advance. The school can then have everything ready for the student(s) when they leave. **PLEASE NOTE:** With the current change in the immunization law, it is suggested that you pick up your child's immunization status record from the school office prior to withdrawal. This will assist you when enrolling your child at his/her new school.

COMMON AREA PROCEDURES

Staff is asked to teach these procedures at the beginning of each school year. Staff may be asked to reteach after winter, mid-winter, and spring breaks and on an "as needed" basis.

2024-2025

ASSEMBLY PROCEDURE

Typically assemblies will be held in the cafeteria unless otherwise instructed.

GOAL:

Students will demonstrate respectful behavior during assemblies by entering and exiting in a safe manner, listening, participating, and following directions.

Entering an Assembly

1. All available cafeteria doors will be used for entering the assembly.
2. A seating chart will be established and remain constant for the entire school year.
3. The office will announce to classrooms/all school when they are welcome to transition to the assembly.
4. Classes will leave their classroom in a timely fashion allowing enough time to get seated prior to the assembly.
5. Fifth graders will carry their chairs to all school assemblies (unless notified otherwise).

Assembly Behavior

Staff Responsibilities

1. Specialists are responsible for supervising during an assembly if it is a teacher's planning time.
2. All staff will actively supervise students during the assembly in addition to modeling and reinforcing P.R.I.D.E.


Student Responsibilities

1. Students will enter and exit quietly and safely.
2. Students are welcome to quietly talk to the person next to them before the assembly begins.
3. Students will show P.R.I.D.E. (see ASSEMBLY JAGUAR P.R.I.D.E. poster for expectations)

Exiting the Assembly

1. All available doors will be used.
2. Students will follow the directions of their teacher regarding how to walk back to his or her classroom.
3. Students will exit in a quiet and safe manner.

PBIS BEHAVIOR MATRIX: ASSEMBLY

Polite	Respect	Independent Manager	Do Your Best	Everyone Working Cooperatively
<ul style="list-style-type: none"> • Voice Level 1 max. with neighbor prior to the assembly • Once the assembly begins, focus your attention on the presentation 	<ul style="list-style-type: none"> • Give "5" for the entire assembly <ul style="list-style-type: none"> ○ Voice Level 0 ○ Ears listening ○ Body facing presenter(s) ○ Hands still and to self ○ Feet still and to self 	<ul style="list-style-type: none"> • Enter and exit assembly safely using walking feet • Sit in "elbow" space 	<ul style="list-style-type: none"> • Follow directions of the presenter(s) immediately and without reminders 	<ul style="list-style-type: none"> • Show appropriate audience participation • Show appreciation to the presenter(s) with appropriate clapping

BATHROOM PROCEDURE

GOAL: To ensure safe and clean restrooms for student use.

Staff Responsibilities:

1. During the first week of each new school year (and as needed) staff will review bathroom procedures.
2. Staff will be responsible for teaching any new students the rules and expectations.
3. Classrooms will have a check out sheet that is age appropriate. Teachers will send only 1 boy and 1 girl at a time unless the teacher supervises an all-class bathroom break.
4. When vandalism or misbehavior is reported, the bathrooms will be closed immediately, a report will be made to the office, and please inform via email all staff in the unit. Office or custodial staff will note the time the bathroom was closed. A sign or tape is to be placed across the entrance of the bathroom by the staff who received the report to indicate the bathroom is closed. The bathroom will be reopened after inspected and/or cleaned by the custodial staff.
5. Students in the unit where the bathrooms are closed will use the office bathroom until their unit bathroom reopens. Staff will remind students of office bathroom procedures.
6. Administrator and/or support staff will investigate the incident, as needed, by checking individual classroom sign-out/sign-in sheets for that unit and/or portables.
7. Staff may choose to have regular all-class bathroom breaks. If students need to use the bathroom at other times they may use the office bathroom.

Student Responsibilities:

1. Students are responsible for using a classroom (or specialist teacher) check out procedure when using the restroom (a sign out sheet appropriate to your grade level).
2. When not in class, students are to obtain permission from a lunchroom supervisor when in the lunchroom and playground supervisor during recess to use the restroom.
3. While using the office bathroom, students will use the sign-in/out sheet located in the office.
4. Students are to use restrooms appropriately and leave them clean.
5. Students are to put toilet paper in the toilet and all other paper in the garbage can.
6. Students are to flush the toilet.
7. Students are to leave the stalls unlocked after use.
8. Students are to wash their hands.
9. Students are to leave the restroom as soon as they are finished.
10. Students are to report vandalism or misbehavior.
11. Use a reasonable amount of supplies.

When a student vandalizes or misbehaves:

1. Students responsible for vandalism will clean up and/or pay for damages.
2. Additional consequences that may occur are:
 - A. Write a plan and notify parents and involve support staff.
 - B. Review bathroom procedures and student responsibilities.
 - C. Practice appropriate behavior.
 - D. Be escorted to the bathroom.
 - E. Bathroom privileges limited to office bathroom.

PBIS BEHAVIOR MATRIX: BATHROOM

Polite	Respect	Independent Manager	Do Your Best	Everyone Working Cooperatively
<ul style="list-style-type: none">• Voice Level 0 max.• Use bathroom appropriately	<ul style="list-style-type: none">• Respect others' privacy• Leave restroom clean• Keep restroom free of graffiti	<ul style="list-style-type: none">• Put toilet paper in the toilet• Flush toilet• Wash hands• Put all other trash in garbage• Use a reasonable amount of supplies	<ul style="list-style-type: none">• Return to class as soon as you have finished	<ul style="list-style-type: none">• Use the classroom/cafeteria/playground check-out procedures• Report problems to an adult

CAFETERIA PROCEDURE

GOAL:

The cafeteria at Silver Firs Elementary is a safe and clean environment where students, parents, guests, and staff can eat lunch and interact with each other in a courteous and respectful manner.


Staff Responsibilities:

1. Classroom teachers will teach and reinforce the rules and expectations of the cafeteria.
2. Teachers will escort students into the cafeteria at lunchtime each day if their class eats lunch before going to the playground. Teachers will remain with their students in the lunchroom until their assigned lunch time begins.
3. Teachers will instruct students to place lunch tubs/wagons at a designated area within the cafeteria.

Cafeteria Supervisor(s) Responsibilities:

1. The supervisor(s) sets up the cafeteria daily (table signs; microphone; etc.)
2. The supervisor(s) is responsible for monitoring student behavior to ensure P.R.I.D.E.
3. The supervisor(s) circulates through the cafeteria, interacting with students in a positive manner.
4. The supervisor(s) dismisses the students at the appropriate time.
5. The supervisor(s) makes sure the tables are cleaned between lunches.
6. The supervisor(s) uses a calm, firm, and respectful voice when redirecting inappropriate student behavior.
7. Supervisors will follow Silver Firs PBIS behavior management steps when a student misbehaves which includes: non-verbal redirection, proximity, verbal redirection, “reset”/”think time” at an empty table with verbal or written plan, and/or referral to office.
8. Supervisors will communicate with classroom teachers (either by note, e-mail, or in person) if one or more of the teacher’s students repeatedly displays difficulty following the cafeteria rules or is involved in a serious infraction.
9. Supervisors are encouraged to reinforce individual students or entire classes for following cafeteria rules.

Student Responsibilities:

1. Students will enter the cafeteria quietly and safely. If coming from the classroom, please follow your teacher’s directions. If coming in from recess, please follow the supervisor’s directions, walk safely and slowly following the yellow paw path, and enter the cafeteria near the music room door.
2. Students will sit at designated table(s). At the beginning of each year, students will sit in assigned seating as arranged by their classroom teacher. As lunch groups demonstrate their success in following the cafeteria procedures and supervisor directions, students may have the opportunity to earn free seating among their classroom tables and possibly throughout the cafeteria. The continuation of free seating will be based on the students’ ability to follow the cafeteria rules and procedures.
3. Students buying lunch will follow the supervisor(s) directions for getting in line for lunch.
4. While waiting in line to buy lunch, students will show P.R.I.D.E. and follow the cafeteria rules listed below.
5. Students will follow the CAFETERIA RULES:
 - A. Students will show P.R.I.D.E. in the cafeteria.
 - B. Use respectful and quiet voices (2 Maximum Level = Small Group Level)
 - C. Keep hands, feet, and objects to self.
 - D. Eat your own food.
 - E. Sit your bottom on the seat.
 - F. Keep feet under the table.
 - G. Use good table/dining manners.
 - H. Eat all food while seated (food should not be consumed out of the cafeteria, with the exception of the PTA popcorn).
 - I. Students must ask permission to use the restroom (raise hand using sign language signal  for “bathroom” and wait for acknowledgement from supervisor).
 - J. Clean your own garbage and scraps from your table and floor.

- K. Wait to be excused from table by lunchroom supervisor for cleanup. When students are ready to be dismissed for recycling and garbage disposal, they will place both hands in the air and wait for a supervisor to excuse them. Once excused, students:
- dispose of their garbage/recycling appropriately. Popcorn bags can be placed in garbage cans on playground.
 - place their tray orderly into the kitchen clean up area or place their lunch box into their teacher's lunch tub/cart, and
 - return to their lunchroom seat to wait for the supervisor to dismiss each table to line-up for recess.
- L. When excused by the lunchroom supervisor to line up, students will walk orderly and wait patiently as directed.
- M. After lining up as directed, students will either:
- Exit to the playground following the supervisor's directions.
 - Return to the classroom with your teacher if your class went to the playground before eating.
6. Lunch tub/wagon helpers will follow the direction of the supervisors as to where to place their classroom tubs before/after lunch.
7. If a student violates a rule, their behavior will be redirected and they will be reminded of the cafeteria rules. For repeat rule violations, a student may be asked to:
- A. Sit at a table away from the others
 - B. Write a plan
 - C. Review the rules before being excused
 - D. Practice appropriate behavior
 - E. Clean the cafeteria
 - F. Talk with the Principal, Vice Principal, or support staff
 - G. Eat lunch elsewhere
8. Students will be asked to call the kitchen staff and lunchroom supervisors by name to avoid the use of "duty".

PBIS BEHAVIOR MATRIX: CAFETERIA

Polite	Respect	Independent Manager	Do Your Best	Everyone Working Cooperatively
<ul style="list-style-type: none"> • Voice Level 0 – 2 max. (follow teacher/staff specific request) • Say "please" and "thank you" 	<ul style="list-style-type: none"> • Follow the supervisors' directions • Sit your bottom on the seat and keep your hands and feet to yourself 	<ul style="list-style-type: none"> • Clean up after yourself • Eat your food only 	<ul style="list-style-type: none"> • Enter and exit quietly and safely • Raise your hand if you need help (e.g., permission to use the restroom; permission to get a utensil, etc.) 	<ul style="list-style-type: none"> • Use good table manners

EXITING/END OF THE DAY PROCEDURE

GOAL:

Students will leave school in a safe and orderly manner.

Staff Responsibilities:

1. Staff is responsible for walking their class towards the covered play shed (near garden and bike racks) using the green paw P.R.I.D.E. path and remaining with them until the dismissal bell.
2. Staff is expected to instruct and respectfully remind students of their responsibilities.
3. After-school supervisors will be at their designated area (bus loading zone or Kiss & Go pick-up) on time and remain until students have left campus.
4. Any student that has not been picked up by a parent/guardian after most students have departed will be escorted to the office to wait for the parent/guardian.

Student Responsibilities:

1. When exiting the building after school, all students will walk to their designated area (bus line, sibling/friend/parent/daycare meeting place, etc.). A member of the Silver Firs safety patrol will escort bus riding Kindergarten students to their bus line under the covered play area. Preschool students are escorted to their bus by Preschool staff.
2. If buses cannot be boarded immediately, students will wait in orderly lines.
3. Students being picked up must wait on the blacktop/sidewalk for their ride.
4. **Students MUST be escorted by their parent/guardian/responsible adult to a car parked in the parking lot.** If students are not picked up by the time the supervisors come in, they must wait in the office.
5. It is required that children check-in after school with the adult responsible for them prior to returning to school to play. Children are welcome to return to campus after 4:00 pm. Those students picked up by their parent/adult guardian are welcome to play on the field with the parent/guardian supervision. **The upper playground will be closed until 4:00 pm.** This policy is enacted so our supervisors can be assured that all children are safely on their way home.
6. Siblings and friends of patrols will wait in a pre-arranged area outside. If siblings and/or friends are still waiting when the after-school supervisors re-enter the building, the students will be asked to wait in the office until they are met to be walked home.
7. Students are responsible for keeping their possessions on their person in a safe and responsible manner.
8. Students will refrain from using their cell phones until they are off school property, including district provided transportation.
9. Students are to walk on the sidewalks and blacktop only (respect garden).
10. Bike riders must walk their bikes while on campus. Students are asked to follow safety rules while riding to and from school, including wearing a helmet.

Bike Procedures:

1. As per Everett Public School Policy, students in 3rd through 5th grades are welcome to ride their bike without parent/adult supervision.
2. Third, fourth, and fifth grade students riding their bike must complete and have their parents complete SFE's Safety Bike Agreement which is available in the office.
3. **Students are to walk their bicycles on school grounds.** Physically dismount from bike and walk bike at all times on campus.
4. Students are asked to follow all safety rules while riding to and from school, including wearing a helmet.

REMINDER: PLEASE KEEP OUR GARDENS BEAUTIFUL BY USING THE SIDEWALKS!

PBIS BEHAVIOR MATRIX: EXITING/END OF DAY

Polite	Respect	Independent Manager	Do Your Best	Everyone Working Cooperatively
<ul style="list-style-type: none"> • Voice Level 0 in the buildings • Voice level 2 max once past the courtyard • Walk with your class to your designated area for pick-up • Wait, showing P.R.I.D.E., in your bus line or Kiss & Go area 	<ul style="list-style-type: none"> • Walk on the paved areas only 	<ul style="list-style-type: none"> • Walk your bike while on campus • Go directly home after school 	<ul style="list-style-type: none"> • Be safe with your belongings 	<ul style="list-style-type: none"> • Everyone shows P.R.I.D.E. • Encourage others to follow the rules

HALLWAYS/COURTYARD/WALKWAYS PROCEDURE

GOAL:

The hallways/courtyard/walkways of Silver Firs will be a safe and quiet environment where people interact with courtesy and respect.

Staff Responsibilities:

1. Teachers will teach proper hallway procedures (i.e., locker use, walking, using quiet/no voice to respect the learning of others).
2. Staff will be responsible for supervising and/or escorting their classes throughout the school day (i.e., library, computer lab, PE, music, cafeteria, playground, and covered play area at dismissal, etc.).
3. Staff must provide a pass for unescorted students in the hallways/courtyard/walkways during the school day.
4. Passes will be issued for those students who will be traveling in the building before or after normal school hours. Students will be expected to have these passes visible to staff as they move through the building and courtyard.
5. If a student violates a rule, staff is responsible for redirecting students towards the expected behavior through a gentle reminder and/or asking students to practice appropriate behavior.
6. Staff is responsible for providing adult supervision (including Paraeducators, parent volunteers) when students are working in the hallways, walkways, and courtyard. This may include visual contact with the student(s) by the teacher/staff. It is requested that staff ensure the student(s) working in these areas are independent managers. Any staff member may request that a student(s) return to their classroom if their behavior is disruptive to other classrooms.
7. Staff is responsible for ensuring students and visitors have passes when walking unescorted in the building, courtyard, and walkways. It is the responsibility of all staff to inquire and/or intervene when they observe an unescorted student or visitor on-campus without a pass or badge. This may include contacting the office, escorting the student to their teacher or office, and escorting a visitor to the office.

Student Responsibilities:

1. Students will move safely in the hallways/courtyard/walkways by walking on the right-hand side (this does not apply to the morning entry into the building or the afternoon dismissal out of the building).
2. Do not stand or walk on curbs, gardens, and garden walls.
3. If a staff member requests to speak with a student, the student will follow the reasonable adult request.
4. If a staff member requests that a student correct a behavior, the student will follow the reasonable adult direction.
5. Hallways/Courtyard/Walkways are "Silent" or "Whisper/Partner" voice level zones. Staff will instruct students to use voice levels which are respectful of others who are learning in those zones.
6. Students are responsible for making sure they have a pass while traveling on-campus without their teacher or other staff member.
7. Students without a pass will be sent or escorted back to their classroom during class time.
8. A pass to the office, to conduct business relating to a student concern, is not necessary before and/or after school. Student concerns include making an appointment with the principal or other staff member, seeing the nurse, being directed to report to the office by a parent, etc.

PBIS BEHAVIOR MATRIX: HALLWAYS

Polite	Respect	Independent Manager	Do Your Best	Everyone Working Cooperatively
<ul style="list-style-type: none"> • Voice Level 0-1 max. (follow teacher/staff specific request) • Open and close lockers quietly using the black button 	<ul style="list-style-type: none"> • Keep your hands and feet to yourself 	<ul style="list-style-type: none"> • Have a pass with you (when no adult is directly supervising you) 	<ul style="list-style-type: none"> • Move safely by walking on the right-hand side 	<ul style="list-style-type: none"> • Wave and smile to teachers, staff, and peers

PBIS BEHAVIOR MATRIX: COURTYARD/WALKWAYS

Polite	Respect	Independent Manager	Do Your Best	Everyone Working Cooperatively
<ul style="list-style-type: none"> • Voice Level 0-1 max. (follow teacher/staff specific request) • Use walking feet 	<ul style="list-style-type: none"> • Walk at all times on the paved areas and keep right • Keep feet on the sidewalk 	<ul style="list-style-type: none"> • Be safe and do not touch the plants and shrubs • Have a pass with you (when no adult is directly supervising) • <u>Walk</u> all the way past paw prints to recess 	<ul style="list-style-type: none"> • Stay clear of safety cones when you see them 	<ul style="list-style-type: none"> • Follow the courtyard rules each time • Wave and smile to others

MORNING LINE UP & WALKING IN PROCEDURE

GOAL:

Silver Firs Elementary is a warm and welcoming place with all staff members participating in a daily "Morning Greeting" welcoming our students.

Staff Responsibilities:

1. All staff is responsible for being ready to welcome students daily:
 - A. All **Paraeducators** on duty will welcome students while at their morning duty stations at the under covered area/Kiss and Go Lane at **9:00 am or cafeteria at 8:45 am**. If a student or parent has a concern or needs help while on the playground prior to school, they may seek help from a Paraeducator.
 - B. **The first few days of school, all 1st through 5th grade classroom teachers will** greet their students under the covered play area at **9:00 a.m.** and teach students the expectations/procedures for waiting under the covered play shed and walking into the building.
 - C. **On the fourth day of school, all 1st through 5th grade classroom teachers will greet their students under the covered play area no later than 9:10 a.m.** and escort their classroom into the building when the 9:10 a.m. bell rings.
 - D. **The first few days of Kindergarten, all Kindergarten teachers will** greet their students in the Kindergarten Corral at **9:00 a.m.** located in the fenced area in front of building A and teach students the expectations/procedures for waiting under the covered play shed and walking into the building.
 - E. For the remainder of the school year, **Kindergarten teachers** will meet their students at **9:10 a.m.** in the Kindergarten Corral.
 - F. At **9:10, Preschool teachers and para-educators** will meet their students at the bus parking lot or on the playground.
 - G. At **9:10, all specialists, coaches, and ESA** staff will be at their assigned ***greeting station*** (see staff handbook for location assignments)..
2. Any staff member unable to be at their greeting location at the designated time needs to inform others so that the location can be monitored, if possible.
3. Each teacher will establish a morning routine for their classroom.

Student Responsibilities:

1. Students are welcome to be at school after **9:00 a.m.** unless prearranged to arrive earlier (i.e., Safety Patrol, morning academic support, etc.) or eating breakfast in the cafeteria at 8:45 a.m.
2. Students in 1st-5th grade at school between 9:00 - 9:10 a.m. will **WAIT IN THEIR CLASSROOM ASSIGNED LINE UNDER THE COVERED PLAY SHED** unless they are eating breakfast in the cafeteria. (At the beginning of the school year, signs indicating teacher line location will be prominently posted for students.) If students are in the cafeteria eating breakfast and finish their meal before 9:10 a.m., they are asked to join their line under the covered play shed. Students are not allowed to "hang out" in the cafeteria or in other areas of the school grounds prior to the first bell ringing.
3. Once the 9:10 a.m. bell rings, students will walk in classroom line order to their classroom following the staff's directions.
4. Kindergartners will wait in the fenced area near Building A (called the Kindergarten Corral) between **9:00 a.m. and 9:10 a.m. in classroom assigned lines for their teacher to meet them at 9:10.**
5. Preschoolers will be escorted from the bus by preschool staff or delivered directly to a preschool staff member by parent/guardian.
6. Students who arrive earlier than **9:00 a.m.** will be reminded of our start time and escorted into the office to sit quietly until morning supervision begins. Students who continue to arrive early will have a letter mailed home to remind the family of our "welcoming" time. If the situation continues, a phone call will be made and/or a parent meeting arranged.
7. Students are to keep all personal belongings in a backpack, tote, or school bag.
8. Students are asked to show P.R.I.D.E.
9. Students are to enter the building quietly and follow their established classroom routine. Other than offering a morning greeting to classmates and staff, we ask that students do not talk/chit-chat in the hallway before school.

10. Students are tardy at **9:15 a.m.** and must enter through the office to obtain a tardy slip to present to their teacher upon entering the classroom. If a student is significantly tardy (more than just a few minutes) we request that the student be accompanied to the office by a parent/guardian or bring a note signed by a parent/guardian detailing the reason for the tardy.

Parents/guardians are asked to not enter the building past the double doors at the entrance to the courtyard (signs are posted).

Kindergarten parents: you are welcome to escort your student to their classroom line in the Kindergarten corral (the fenced area on the blacktop near Building A) the first few days of school and then exit the corral. After the first few days of school, we ask that parents of Kindergarten students say “good-bye” to their student at the corral gate. If you choose to wait until your child’s teacher begins walking the class into the courtyard, please do so on the outside of the fence (on the Gaga Ball pit side). Please do not follow the class into the courtyard.

Our goal in requesting that parents not enter the courtyard/building before school is to develop your child’s skill as an “Independent Manager” and ensure the safety of all children. We have also found that this has helped with a quicker and smoother start to the school day! If you have a meeting or you are volunteering, please sign-in at the office and obtain a visitor’s badge before entering the building.

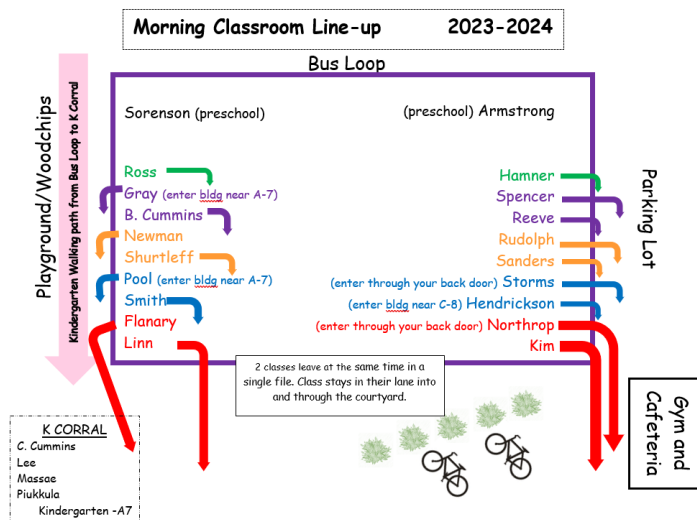
Bike Procedures:

1. As per Everett Public School Policy, students in 3rd through 5th grades are welcome to ride their bike without parent/adult supervision.
2. Third, fourth, and fifth grade students riding their bike must complete and have their parents complete SFE’s Safety Bike Agreement which is available in the office.
3. Students are to walk their bicycles on school grounds. Physically dismount from bike and walk bike at all times on campus.
4. Students are asked to follow all safety rules while riding to and from school, including wearing a helmet.

PBIS BEHAVIOR MATRIX: MORNING LINE-UP/WALKING IN

Polite	Respect	Independent Manager	Do Your Best	Everyone Working Cooperatively
<ul style="list-style-type: none"> • Voice Level 2 max. for Morning Line-up • Voice Level 1 max. for Walking In (follow teacher/staff specific request) • Stay in your line 	<ul style="list-style-type: none"> • Follow the supervisor’s direction • Keep your hands and feet to yourself 	<ul style="list-style-type: none"> • Stay in line with your class • If your class leaves before you arrive, file in at the end of the next class that is leaving • After breakfast, join your class in the Under Covered Zone 	<ul style="list-style-type: none"> • Stay in your line order as you walk in • Follow the class in front of you 	<ul style="list-style-type: none"> • Everyone shows P.R.I.D.E. • Encourage others to follow the rules

COVERED PLAY ZONE CLASSROOM LINE ASSIGNMENTS



OFFICE REFERRAL PROCEDURE

An office referral can occur when a student:

1. is experiencing a crisis.
2. is judged to be an immediate danger to self or others.
3. exhibits angry or disruptive behavior.
4. refuses to follow the normal classroom/school procedures after working through the behavior management steps as outlined in the P.R.I.D.E Handbook.
5. has a pre-planned intervention and needs time away or time for practicing appropriate behavior(s).

Staff Responsibilities:

1. Follow the level system outlined in the P.R.I.D.E Handbook when working with student misbehavior. If an office referral is warranted, the staff will:
 - A. Notify the office that the student has been referred including completing the “Issues and Referral” on-line documentation.
 - B. Provide any additional documentation for the referral such as:
 - a. classroom plan
 - b. intervention contract/plan for student currently working with the PBIS Tier 2 or Tier 3 Teams (e.g., Intervention Team or MDT).
 - C. Inform the students’ parents (either referring staff or administration) regarding the office referral (as per EPS Procedure 3300) if more than a temporary time-out.

Student Responsibilities:

1. Student may be required to write, draw, and/or tell a plan for changing the inappropriate behavior.
2. Student may return to class when they are able to demonstrate they are ready to resume learning which may include a verbal/written/drawn plan for re-entry into class.

RECESS/PLAYGROUND (AND INDOOR RECESS WHEN APPLICABLE)

GOAL:

To provide a safe place for the students at Silver Firs to play.

Staff Responsibilities:

1. To reinforce appropriate recess behavior, classroom teachers will teach the rules and expectations of the playground at the beginning of the school year.
2. At the beginning of the school year, and as needed throughout the year, teachers will tour the playground, discuss the different play “Zones” (Blacktop Zone, Covered Zone, Upper Play Equipment Zone, Field Zone) and brainstorm different games/activities that could occur in the areas.
3. PowerPoints/Movies specific to our playground procedures/expectations will be available for teachers to show their students at the beginning of the school year (and as needed throughout the year).
4. Teachers will walk their students to the bike racks or Kindergarten Corral gate at the beginning of each recess to assist in monitoring the transition of students to the playground.
5. To return from the playground to the classroom, each teacher will arrange a meeting spot with their students on the playground and escort their students from recess to the classroom.

Supervisor(s) Responsibilities:

1. Supervisors will prepare play equipment (equipment rack, tether balls, etc.)
2. Supervisors will circulate about the playground, rotating positions from the upper to lower playground areas.
3. Supervisors will be visible.
4. Supervisors will enforce the playground rules and interact positively with students..
5. Supervisors will be equipped with a whistle, walkie-talkies, passes, pen, bandages, gloves, rules, and behavior plans.
6. When a student violates a rule/behavior expectation:
 - A. A supervisor will redirect the student by reminding him/her of the playground rules.
 - B. For subsequent infractions, supervisors may ask the student to:
 - a. verbally problem solve/make a safer plan for play
 - b. practice the appropriate behavior.
 - c. not play in that “Zone” for a specific period of time (e.g., the remainder of the recess; any recess for that day; ____ of recesses).
 - d. time-out (stand by the wall or fence).
 - e. write problem solving plan
 - f. review the rules before playing each time.
 - g. shadow a recess supervisor for a day.
 - h. have a daily recess contract.
 - i. have an alternative recess.
 - j. lose recess privileges for a specified time period.
 - C. Supervisors will refer a student to the office for behavior that is physically dangerous, intentionally harmful, or when inappropriate behavior is repeated despite the re-direction by the supervisors.
 - D. Supervisors will communicate with classroom teachers (either by note, e-mail, or in person) if one or more of the teacher’s students displays difficulty following the playground rules or is involved in a serious infraction.
 - E. Supervisors are encouraged to reinforce students for following playground rules.

Student Responsibilities:

1. GENERAL PLAYGROUND RULES:

- A. Follow the P.R.I.D.E. rules.
- B. When walking from the cafeteria, follow the directions from the lunchroom/playground supervisors. Do not walk through the garden or into the parking lot.
- C. Playing or hanging out by the bike racks/garden is not allowed.
- D. Other than PTA popcorn, students must finish their lunch while sitting down in the cafeteria. No eating on the playground.

- E. Do not bring toys/games/equipment from home. Please only use school provided play equipment. This is to avoid items being broken or stolen and to prevent trading of items without parent permission.
- F. All games are open to all students.
- G. For large team games such as soccer, kickball, and basketball:
 - When needed, a supervisor will assign captains and/or teams before play begins.
 - The captains will choose their teammates by picking students - alternating turns. When choosing teams, make them fair and balanced or a supervisor will assign teams.
 - If a student leaves the game, they must rejoin the same team they started out with during that recess.
- H. Use hands and feet safely.
- I. Always use a safe speed/pace when on the blacktop and cement.
- J. Walk up and down the stairs properly.
- K. Walk up and down the ramp properly.
- L. Do not walk in the gardens or along grass on the hill between upper and lower playgrounds.
- M. Speak and play kindly with others.
- N. Take turns on the equipment and in organized games.
- O. Use hands only when playing with balls on the upper playground.
- P. Follow reasonable adult directions.
- Q. Be safe at all times.
- R. There are no throwing rocks, bark, wood chips, sand, or any objects found on the playground.
- S. If a ball/equipment goes into the parking lot, bus area, or off the playground at any area, notify the playground supervisor to retrieve it.
- T. Use equipment properly (if unsure, ask the playground supervisors) and return it to the appropriate place at the end of recess.
- U. Go over rules with the playground supervisors before special games begin.
- V. Contact sports/activities such as tag/chase, football, dodge ball, etc., are not allowed during recess
- W. Please follow the playground supervisor's directions regarding obtaining equipment (balls, jump ropes, etc.).
- X. When a whistle blows, stop and see if a supervisor is trying to get your attention. If the supervisor is looking at you, stop and look for the supervisor's directions. If the whistle is not for you, return to playing.
- Y. Stop all games immediately when the bell rings and walk to your classroom line where your teacher /staff member has directed you to meet him/her.
- Z. Have fun; remember it is only a game.
- AA. Students will settle differences peacefully using problem-solving techniques ("I Messages" ; "S.T.E.P.", etc.).
- BB. Existing rules may be modified or additional rules may be added throughout the school year as deemed necessary by staff or by a request from a student(s) after evaluation of the request by staff.
- CC. Students will be asked to call the adult supervisors by name (to avoid using the term "*Duty*").

PBIS BEHAVIOR MATRIX: GENERAL PLAYGROUND


Polite	Respect	Independent Manager	Do Your Best	Everyone Working Cooperatively
<ul style="list-style-type: none"> • Voice Level 3 max • Use school appropriate language • Use kind words and actions 	<ul style="list-style-type: none"> • Follow supervisors' directions • Keep hands/feet/body to yourself 	<ul style="list-style-type: none"> • Problem solve respectfully (use "I Messages"; use "S.T.E.P.", etc.) • When the bell rings to signal the end of recess immediately put any equipment away and line-up in your designated spot • Stay within the boundaries of the playground 	<ul style="list-style-type: none"> • Use playground equipment correctly (including getting on where it is marked green; getting off where it is marked red; staying out of the areas where cones are located) • Get off equipment in a timely manner 	<ul style="list-style-type: none"> • Follow rules for games (found in handbooks and posted) • Share equipment fairly with others • Include and encourage others

RECESS/PLAYGROUND EQUIPMENT

General Rules/Reminders EQUIPMENT RACK

- 1) Please follow the playground supervisors' directions regarding obtaining equipment (balls, jump ropes, etc.).
- 2) Please return the playground equipment to the rack immediately after done using or when the bell rings.

GENERAL PLAYGROUND EXPECTATIONS:

JAGUAR P.R.I.D.E. PLAYGROUND	
	
P.	<ul style="list-style-type: none">. Voice Level 3 maximum. Use school-appropriate language. Use kind words and actions
R.	<ul style="list-style-type: none">. Follow the supervisors' directions. Keep hands/feet/body to yourself
I.	<ul style="list-style-type: none">. Problem solve respectfully (use "I Messages", use "S.T.E.P.", etc.). When the bell rings to signal the end of recess immediately put any equipment away and line-up in your designated spot. Stay within the boundaries of the playground
D.	<ul style="list-style-type: none">. Use playground equipment correctly (including getting on where it is marked green; getting off where it is marked red; staying out of areas where cones are located). Get off equipment in a timely manner
E.	<ul style="list-style-type: none">. Follow rules for games (found in handbooks and posted). Share equipment fairly with others. Include and encourage others

SPECIFIC EQUIPMENT RULES FOR EACH ZONE...

SETTING: BLACKTOP ZONE

RULES FOR BLACKTOP GAMES:

FUNNEL BALL:

Rules/Reminders:

The object of this game is to throw a rubber ball into the top and see what hole/number/color the ball comes out of. You can play this by yourself or with friends!

- ✓ Don't spin on the pole.
- ✓ Stay in your colored area (red, blue, green, or yellow).
- ✓ Only 1 person retrieves the ball at a time.

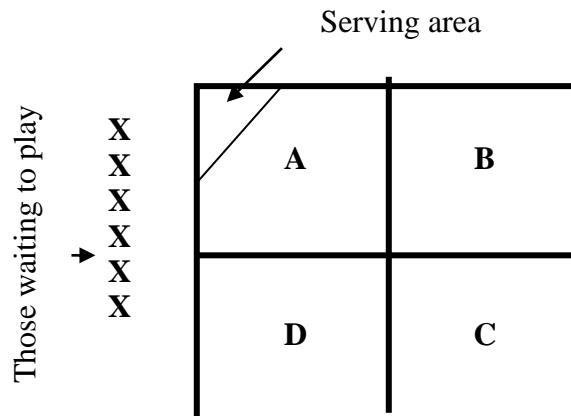


4-SQUARE:

One player stands in each square. The player in area "A" or with the server mark starts the play. From a bounce, they strike the ball with one or two hands, directing the flight of the ball so that it bounces in one of the other areas B, C, or D. The player in the receiving area keeps the ball in play by striking it off the one bounce and by directing the flight of the ball to one of the other three areas. Play proceeds until one of the players fails to hit the ball into an area or commits a foul. If the offending player is "A", they go to the end of the line; players in B, C, and D move up one square and a new player enters D. If a player in B, C, or D misses, they go to the end of the waiting line and all below move up one place. The ball is always put into play by the player in area A. All new players enter in square D.

Fouls (a failure to return the ball properly)

- ✓ A ball that hits a line or outside the playing squares.
- ✓ A ball struck with a closed hand (fist).
- ✓ Allowing the ball to bounce more than once in a square.
- ✓ Failing to return the ball to one of the other three squares.
- ✓ A ball that hits a player while that player is standing in their area. If the ball hits the player above the waist, the player who hit the ball is out. If the ball hits the player below the waist, the player who got hit is out.
- ✓ A player that holds onto the ball.



GAGA BALL

1. One player tosses the ball up in the air. Players yell “Ga” on the first bounce and “Ga” again on the second bounce and the ball is then in play.
2. Players hit the ball with their hands only and may not carry or throw the ball – it must be hit with an open hand only.
3. Any player who is touched by the ball either directly or by a rebound off the wall is “out” then must step out of the pit.
4. If the ball contacts a player or a player’s clothing below the waist, that player is eliminated. If the ball contacts the player above the waist, the player is still in.
5. If the ball goes out of the Gaga court, the last player who had the last contact with the ball is eliminated.
6. If a player catches the ball before it bounces, the player who had the last contact with the ball is eliminated.
7. Once the player hits the ball, he or she must wait until the ball touches someone else before hitting it again (no double touches).
8. If a line has formed, any eliminated player who wishes to play again goes to the end of the line.
9. If there are only two players remaining, a player may hit the ball up to 3 times in a row. The ball is “rejuvenated” by contact with the wall and the hit count resets.
10. Our version of gaga ball is played one against all. Teaming up or targeting is not allowed.
11. If there is a disagreement, it must be worked out quickly not to interfere with the pace of the game. If the disagreement cannot be resolved, those players in the disagreement are all out of the game.
12. Ten players are allowed in the pit at a time. If more than 10 players wish to play, a waiting line will be formed. As players get “out” in the game, they will go to the end of the line. Once the game ends, the player who is the last one standing stays in the game and the next 9 from line enter the pit for the next round.



JUMP ROPES:

- 1) Please use on the blacktop on the upper playground only.
- 2) Please use jump rope for its intended use only.
 - No tug-of-war
 - No playing horse
 - No swinging the rope in a dangerous manner
- 3) If playing “helicopter”, swing “low and slow”.



WALL BALL:

Look for “WALL BALL” labels on blacktop which indicates those walls designated for wall ball play.

Playing Rules:

- 1) Server begins play by bouncing the ball then striking it with the hand or fist. Ball must hit the ground once, then hit the wall and return to the playing area past the service line.
Younger students may use a “2 bounce” rule.
- 2) The other player must return the ball by striking it before it bounces more than once. Ball may also be returned before it bounces.
- 3) There may be a replay when accidental interference occurs.
- 4) The player who first commits a foul is out and a new challenger enters the game.

Fouls:

- 1) Hitting the ball with any part of the body other than the hand.
- 2) Hitting the ball again before opponent plays it.
- 3) Catching the ball.
- 4) Throwing the ball.
- 5) Not playing the ball to the ground before hitting the wall.
- 6) Not serving the ball across service line (e.g., no “babies”).
- 7) Allowing the ball to bounce more than one time before returning it.
- 8) Returning the ball out of the playing area.
- 9) Inappropriate use of language.
“Zapper” is the term to use when the ball hits the angle between the wall and blacktop or hits a corner.

SETTING: WOODCHIP ZONE

PLAYGROUND STRUCTURE

Rules/Reminders:



- ✓ Get on the structure where the equipment is marked with GREEN.
- ✓ Exit the structure where the equipment is marked with RED.
- ✓ Only 1 person on a slide, wavy tree climber and fire pole at a time. Make sure the person who is in front of you is clearly out of the way before you take your turn.
- ✓ Feet first on slides.



- ✓ No more than 3 people climbing the rock at a time.
- ✓ Do not go under the rings or monkey bars – we don't want anyone to be hurt by others hanging from the equipment.

X-CELERATOR



- ✓ One person on the X-celerator at a time.
- ✓ No spinning another person.
- ✓ The line for this equipment is located on the blacktop marked with giant paw prints.



STEPPING PODS

- ✓ Start where the equipment is marked GREEN.
- ✓ One person on a pod at a time.





Phase 3 of Playground Structure:

- ✓ Get on the structure where the equipment is marked with GREEN.
- ✓ Exit the structure where the equipment is marked with RED.
- ✓ Only 1 person on a slide, and chain ladder at a time. Make sure the person who is in front of you is clearly out of the way before you take your turn.
- ✓ Feet first on slide.

BUDDY BENCH

The purpose of the Buddy Bench is to make sure that anyone who wants to play with someone at recess has someone to play with! No one should feel left out or lonely at Silver Firs!

- ✓ Please don't use the buddy bench unless you are in need of someone to play with. We want to make sure that people know if someone is on the bench, they need help!
- ✓ Before going to recess, think about what you would like to play. Have a plan!
- ✓ Once on the playground, try your best to get involved in the game or activity of your choice following these steps:
 - Step 1: Stand nearby, look, and listen at the game or activity you want to play. Pay attention to what is going on so you can give the people playing the game or activity compliments about what they are doing or helpful strategies they could use.
 - Step 2: Approach the game/activity/people in a friendly manner.
 - Stand close but not too close!
 - Have a friendly look on your face
 - Show good body language
 - Step 3: Give a compliment or helpful advice (this shows you are interested!).
 - Step 4: Ask politely if you can play. (Remember – there are no closed games at Silver Firs. Everyone is welcome to play all games!)
- ✓ If your plan hasn't worked, you may take a seat on the bench and...
 - Keep thinking of a plan to get involved in a game/activity.
 - Look around to see if you can still join in somewhere. If you see something you want to play, get off the bench and go play!
 - If you see someone you want to invite to play, you can get off the bench, go up to the person, and ask if they would like to walk/talk/play.
 - If you are on the bench and there is another person on the bench, invite each other to go play.
 - If you are sitting on the bench and someone asks you to play, you must say "Yes" to the friend who invites you!
- ✓ We hope the Buddy Bench does not need to be used by the same person every day!
 - If you have found a friend through the buddy bench – we hope you can keep playing with each other!
 - **If you know a person needs a friend to play with, invite them before they even get to the buddy bench!**



“DOME” OR “SPIDER”

Rules/Reminders for “Dome” or “Spider”

You may climb on top of the bars, however

- ✓ No swinging, hanging, playing, walking, or running underneath the bars.
- ✓ No standing on the bars.
- ✓ You may be asked to get off the bars if the playground supervisor feels that there are too many students already on it (up to 8 at a time on this structure).



INTERMEDIATE TRAINER



Rules/Reminders for Intermediate Trainer

- ✓ Start where the equipment is marked GREEN.
- ✓ Only one person on the monkey bars, rings, and Swivel Meister at a time.
- ✓ Don't go under the monkey bars or rings – we want to avoid someone getting hurt by those hanging from the equipment.

SETTING: UNDERCOVER PLAY SHED ZONE

RULES FOR GAMES IN THE UNDERCOVER ZONE

RECESS BASKETBALL:

- 1) Students will follow the general object of the game to shoot a basketball into the hoop.
- 2) A reasonable number of players will be allowed on the court. The number of players allowed will depend on the amount of room under the covered area.
- 3) “Jump balls” occur when two players have their hands on the ball at the same time, struggling for possession.
- 4) Teamwork is expected (pass the ball to other players).
- 5) No physical contact is allowed.
- 6) No hitting people.
- 7) Supervisors will facilitate a discussion when complaints occur regarding:
 - ✓ how long a player can hold a ball.
 - ✓ age/developmentally appropriate rules such as:
 - double dribble
 - traveling.
 - up and down (player jumps up to shoot the ball but does not shoot and comes down with the ball still in their hands)
 - fakes the free throw
 - passes the ball to themselves
- 8) Fouls occur when a player:
 - ✓ pushes, shoves, trips, or grabs another player’s arm.
 - ✓ throws the ball at another player so the ball goes out of bounds.
 - ✓ hits any part of opponent’s body.
- 9) A player is OUT of the game if they:
 - ✓ swear or make threats.
 - ✓ argue with other players.
- 10) Points are earned:
 - ✓ one free throw = 1 point
 - ✓ one field throw inside arc = 2 points
 - ✓ one field throw outside arc = 3 points
- 11) The line for shooting foul shots may vary according to grade level or size of each player (example: some shorter 4th or 5th graders may choose to shoot closer). This is a decision each team makes before starting a game.



TETHERBALL:

One player stands on each side of the court (divided in two by a white line). The server starts the game by tossing the ball into the air and striking it with their hand or fist in the direction they choose. The player who first winds the rope completely around the post in the direction of their play wins the game. During the game, each player must remain in their own playing zone.

- 1) Tether balls are to be hit with hands only.
- 2) No touching of the rope during the game.
- 3) If you are waiting your turn, stay away from the playing zones.
- 4) When you are out, go to the end of the line.
- 5) If you win three games in a row, take yourself to the end of the line to allow new people into the game.

Fouls:

- 1) Hitting the ball with any part of the body other than the hands or forearms.
- 2) Stopping continuous play by holding or catching the ball.
- 3) Touching the pole with any part of the body.
- 4) Interfering with the progress of the game by hitting the rope with forearms or hands.
- 5) Playing the ball while standing outside of the playing zone.
- 6) Throwing the ball.



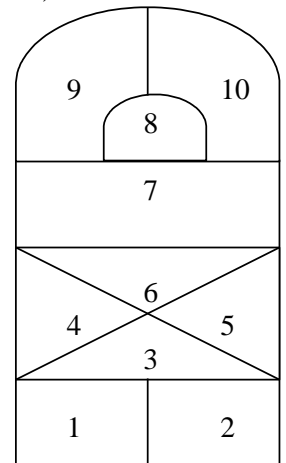
A player who commits any fouls listed forfeits the game to their opponent. Play stops immediately after a foul has been committed.

Don't sit on the ball, climb the pole, or swing around the pole.

HOPSCOTCH:

Playing Rules:

- 1) The first player starts by tossing their marker (bean bag, hoppy taw, etc.) into the first box (#1).
- 2) They then hop over box #1 to box #2 and on through the boxes turning around in boxes #9 and #10.
- 3) The general rule is to hop on one foot in the single boxes and both feet (one in each box) in the double boxes.
- 4) After turning around in the boxes #9 and #10, the player hops back to box #2, reaches over and picks up their marker (bean bag, hoppy taw, etc.) then hops in box #1 and on out.
- 5) Once a player has completed their turn, they need to remember the next number to throw their marker to and then go to the end of the line. When it is the player's next turn after successfully completing box #1, the player will attempt to toss the marker into box #2 then hop through the playing field without stepping on box #2.
- 6) A player continues through the field until all 10 boxes have successfully had a marker placed on them.



Fouls:

- 1) A player may not hop into a box where a marker has been tossed.
- 2) Players lose their turn if their marker is not tossed into the correct box or if it rests on the line.
- 3) Stepping on a line.
- 4) Missing a box while hopping.
- 5) Stepping into a box with a marker/bean bag.

SETTING: GRASS FIELD ZONE

FIELD (General Field Rules)

- ✓ Use walking feet on the stairs and ramp.
- ✓ No playing or “hanging out” on the stairs.
- ✓ Use handrails only for assistance to get up and down the stairs/ramp (do not play on or slide down the handrails).
- ✓ Stay on the level part of the field (no playing on the hills between the field and the upper playground/bus turn around).
- ✓ Stay in eyesight of the supervisor.
- ✓ Do not go behind storage containers.
- ✓ Do not climb fences.

RECESS SOCCER

Playing Rules:

- 1) When needed, a Recess Supervisor will assign captains before play begins.
- 2) The captains will choose their teammates by picking students alternating turns. If needed, a Recess Supervisor will assign teams.
- 3) The purpose of the game is for a team to kick the soccer ball in their goal. Goals are located at opposite sides of the playing field.
- 4) Only the goalie is allowed to use their hands.
- 5) No physical contact between players is allowed.
- 6) No slide tackling is allowed.
- 7) Show good sportsmanship.
- 8) Follow P.R.I.D.E.

FOULS: Players may lose the privilege of playing recess soccer for any of the following behaviors:

- 1) Kicking or attempted kicking of an opponent.
- 2) Tripping or attempted tripping of an opponent.
- 3) Jumping/Charging at an opponent.
- 4) Striking or attempted striking of an opponent.
- 5) Pushing an opponent.
- 6) Holding an opponent.
- 7) Spitting at an opponent.
- 8) Slide tackling.
- 9) If a player’s shoe comes off during the game (shoes must be secure on the feet to avoid injury to others by flying footwear).



RECESS KICKBALL

The rules for kickball are closely related to those of baseball. The main difference is that kickball involves a big rubber ball that is kicked to put in play rather than hit with a bat.

Kickball is played on a field with 4 bases arranged on the corners of a diamond-shaped "infield". Player positions are also similar to those of baseball. There is an "infield" and an "outfield." The infield contains the positions that involve the bases, while the outfield is mainly designated for catching or retrieving the ball when it is kicked out of the infield. Actual playing positions vary depending on the number of kids that are playing. If there are only a few children playing, the positions are usually spread out, but if there are a good number of players, kids will position themselves wherever there is space.

Game play goes as follows: the ball is rolled towards home plate, and the player who is up (kicking), tries to kick the ball. If the ball is caught in the air, the kicker is out. If a player is tagged while running to first base (or any base); they are also out. Also similar to baseball, if the ball is thrown to the first base person, and it is caught by the first base person while they are touching first base, the player running to first base is out. This is known as a "forced out" in that the runner was forced to run to that base. A "forced out" can occur on any base that a runner is forced to run to. A runner can only advance one (1) base on an over-throw. (This means that if a player in the field throws the ball to another teammate and the ball is not caught and goes rolling out into the field, the runner can only go on to the next base.)

Once a team gets 3 outs, the teams switch sides. A team gets one point for having a runner make it all the way around the bases and back to home base.

OUTS:

- 1) Players are considered out when:
 - a) Their kicked ball is caught before it touches the ground.
 - b) They are tagged out (a player in the field touches them while holding the ball and the kicker is not safely on base).
 - c) The ball is in the first base person's hands and the kicker has not made it to first base (or when a player is forced to advance to 2nd, 3rd, or home bases and the base person has possession of the ball).
- 2) If a kicked ball hits a runner, the runner is out.
- 3) A runner runs out of the baseline.
- 4) If two runners end up on the same base, the second runner is out.
- 5) If a runner is passed by a teammate on the way to home plate, both runners are out.

TOYS/PERSONAL PLAY ITEMS PROCEDURES

GOAL:

To eliminate arguing, fighting, stealing, and unfair trading of personal property, students are requested to use the equipment provided by the school and not bring toys and personal items from home.

Staff Responsibilities:

1. Administration will provide appropriate and ample equipment for students to use on the playground.
2. Staff will review and provide a list of appropriate and expected “school tools” necessary for students to bring from home.
3. Staff may confiscate inappropriate toys and/or personal items that interfere with learning.
4. Each individual staff member will decide on a method of returning the items taken from a student.

Student Responsibilities:

1. Students are to bring appropriate “school tools” to school.
2. Students are to leave all personal play items at home (toys, sports equipment, personal stereo equipment, trading cards, virtual pets, etc.)
3. Students are welcome to bring favorite items and/or collections for the following reasons:
 - A. Show and Tell
 - B. Prearranged with classroom teacher (e.g., museum display, cultural project, etc.)
 - C. Display case outside the front office (as pre-arranged)
 - D. Student Council Spirit Days
4. Items for sharing or displaying will remain in the student’s backpack until the appropriate time.
5. Toys and/or personal play items inappropriately brought to school may be confiscated by any staff member.
6. If a student repeatedly brings an inappropriate item to school, the item may not be returned until the end of the year or when a parent comes to school to retrieve the item.



SILVER FIRS ELEMENTARY ABSENCE NOTE

(please print)

For office use only
Date received by office:

Student Name _____ Date _____

Grade: _____ Student #: _____ Teacher: _____

☐

Is late due to (*reason*) _____

☐

Will be picked up early by _____

at _____ AM/PM

Reason for early dismissal: _____

☐

Was/Will be absent from school: (*start date*) _____
through (*end date*) _____

Reason for absence: _____

- ❖ for extended absences please complete a *prearranged absence form* (available from the office) and submit to the office for Principal's signature

Signature of parent or guardian: _____



SILVER FIRS ELEMENTARY ABSENCE NOTE

(please print)

For office use only
Date received by office:

Student Name _____ Date _____

Grade: _____ Student #: _____ Teacher: _____

☐

Is late due to (*reason*) _____

☐

Will be picked up early by _____

at _____ AM/PM

Reason for early dismissal: _____

☐

Was/Will be absent from school: (*start date*) _____
through (*end date*) _____

Reason for absence: _____

- ❖ for extended absences please complete a *prearranged absence form* (available from the office) and submit to the office for Principal's signature

Signature of parent or guardian: _____

2023-2024 Student Calendar

School Year: September 6, 2023 - June 20, 2024



Key Dates

2023 2024

JULY					JANUARY				
MON	TUE	WED	THUR	FRI	MON	TUE	WED	THUR	FRI
3	4	5	6	7	1	2	3	4	5
10	11	12	13	14	8	9	10	11	12
17	18	19	20	21	15	16	17	18	19
24	25	26	27	28	22	23	24	25	26
31					29	30	31		

AUGUST					FEBRUARY				
MON	TUE	WED	THUR	FRI	MON	TUE	WED	THUR	FRI
	1	2	3	4				1	2
7	8	9	10	11	5	6	7	8	9
14	15	16	17	18	12	13	14	15	16
21	22	23	24	25	19	20	21	22	23
28	29	30	31		26	27	28	29	

SEPTEMBER					MARCH				
MON	TUE	WED	THUR	FRI	MON	TUE	WED	THUR	FRI
				1					1
4	5	6	7	8	4	5	6	7	8
11	12	13	14	15	11	12	13	14	15
18	19	20	21	22	18	19	20	21	22
25	26	27	28	29	25	26	27	28	29

OCTOBER					APRIL				
MON	TUE	WED	THUR	FRI	MON	TUE	WED	THUR	FRI
2	3	4	5	6	1	2	3	4	5
9	10	11	12	13	8	9	10	11	12
16	17	18	19	20	15	16	17	18	19
23	24	25	26	27	22	23	24	25	26
30	31				29	30			

NOVEMBER					MAY				
MON	TUE	WED	THUR	FRI	MON	TUE	WED	THUR	FRI
		1	2	3			1	2	3
6	7	8	9	10	6	7	8	9	10
13	14	15	16	17	13	14	15	16	17
20	21	22	23	24	20	21	22	23	24
27	28	29	30		27	28	29	30	31

DECEMBER					JUNE				
MON	TUE	WED	THUR	FRI	MON	TUE	WED	THUR	FRI
				1	3	4	5	6	7
4	5	6	7	8	10	11	12	13	14
11	12	13	14	15	17	18	19	20	21*
18	19	20	21	22	24	25	26	27	28
25	26	27	28	29					

Holiday/Break	
Sep 4, 2023	Labor Day
Nov 10, 2023	Veterans Day
Nov 22-24, 2023	Thanksgiving Break, including Native American Heritage Day
Dec 18-29, 2023	Winter Break
Jan 1, 2024	New Year's Day
Jan 15, 2024	Martin Luther King, Jr. Day
Feb 19-20, 2024	Mid-winter break, including President's Day
Apr 1-5, 2024	Spring Break
May 27, 2024	Memorial Day
Jun 19, 2024	Juneteenth

Early Release Day (2 1/2 hours)	
Nov 3, 2023	ONLY for elementary/middle schools, full day for high schools
Nov 13-17, 2023	ONLY for elementary/middle schools, full day for high schools
Dec 15, 2023	All students
Mar 22, 2024	ONLY for elementary schools, full day middle/high schools
Mar 25-29, 2024	ONLY for elementary schools, full day middle/high schools
Jun 14, 2024	All students
Jun 20, 2024	Last day of school; early release for all students

Teacher Work Day	
Aug 30-31, 2023	
Sep 5, 2023	
Oct 13, 2023	No school
Feb 2, 2024	No school

Major Milestone	
Sep 6, 2023	First day of school for students
Sep 11, 2023	First day of school for kindergarten and developmental kindergarten
Feb 5, 2024	2nd semester begins
Jun 13, 2024	Sequoia HS graduation (6 p.m.)
Jun 15, 2024	Cascade HS graduation (11 a.m.)
Jun 15, 2024	HM Jackson HS graduation (3 p.m.)
Jun 15, 2024	Everett HS graduation (7 p.m.)
Jun 21, 2024+	*Potential inclement weather make-up days

(LIF) Learning Improvement Friday	
Sep 8, 2023 thru	All students released 75 minutes early
Jun 7, 2024	(unless otherwise noted)

Follow Us

www.everettsd.org
 @EverettSchools
 EverettPublicSchools.WA
 @EverettSchoolsWA
 @everettpublicschoolsinswash2642

Board approved March 14, 2023



Everett Public Schools
3900 Broadway, Everett, WA 98201
425-385-4000 • www.everettsd.org

Nondiscrimination Statement

Everett Public Schools does not discriminate in any programs or activities on the basis of sex, race, creed, religion, color, national origin, age, veteran or military status, sexual orientation, gender expression or identity, disability, or the use of a trained dog guide or service animal and provides equal access to the Boy Scouts and other designated youth groups. The following employees have been designated to handle questions and complaints of alleged discrimination:

**Executive Director
Human Resources**

Chad Golden
3900 Broadway, Everett 98201
425-385-4103
cgolden@everettsd.org

**Title IX/Civil Rights
Compliance Officer**

Chad Golden
3900 Broadway, Everett 98201
425-385-4103
cgolden@everettsd.org

Section 504 Coordinator

Dave Peters
3900 Broadway, Everett 98201
425-385-4063
dpeters@everettsd.org

ADA Coordinator

Chad Golden
3900 Broadway, Everett 98201
425-385-4103
cgolden@everettsd.org

**Harassment, Intimidation or Bullying (HIB)
Compliance Officer**

Danielle Mundell
3900 Broadway, Everett 98201
425-385-4260
dmundell@everettsd.org